



# Artemis UK Select Fund (the “fund”)

**Class I accumulation units, GBP [ISIN: GB00B2PLJG05]**

The fund is managed by Artemis Fund Managers Limited.

## KEY INVESTOR INFORMATION

This document provides you with key investor information about this fund. It is not marketing material. The information is required by law to help you understand the nature and risks of investing in the fund. You are advised to read it so you can make an informed decision about whether to invest.

## OBJECTIVES AND INVESTMENT POLICY

### Objective

To grow capital over a five year period.

### Investment policy

#### What the fund invests in

- 80% to 100% in company shares.
- Up to 20% in bonds, cash and near cash, other transferable securities, other funds (up to 10%) managed by Artemis and third party funds, money market instruments, and derivatives.

#### Use of derivatives

The fund may use derivatives:

- for investment purposes to achieve the fund objective, including by taking long and short positions
- to produce additional income or growth
- for efficient portfolio management purposes to reduce risk and manage the fund efficiently.

#### Where the fund invests

- United Kingdom, including companies in other countries that are headquartered or have a significant part of their activities in the United Kingdom.

#### Industries the fund invests in

- Any

#### Other limitations specific to this fund

- Total short exposures to equity derivatives will not exceed 10% of the fund.

### Investment strategy

- The fund is actively managed.
- The manager generates ideas from a number of sources of information, detailed financial analysis and wider economic analysis. A systematic approach is used to collect, assess, and cross-reference this information.
- A company's valuation relative to the industry in which it operates is also considered.
- While considering factors which are unique to a company, the manager seeks companies whose valuations are overly conservative in relation to their peers and that provide attractive opportunities for a future upgrade.
- Short positions can be taken where stock-specific insight identifies an over-valued company.


### Benchmarks

- **FTSE All-Share Index TR**  
A widely-used indicator of the performance of the UK stockmarket, in which the fund invests. It acts as a 'comparator benchmark' against which the fund's performance can be compared. Management of the fund is not restricted by this benchmark.
- **IA UK All Companies NR**  
A group of other asset managers' funds that invest in similar asset types as this fund, collated by the Investment Association. It acts as a 'comparator benchmark' against which the fund's performance can be compared. Management of the fund is not restricted by this benchmark.

### Other information

- **Dealing frequency:** Normally Monday to Friday except UK public holidays and non-dealing days. Visit [www.artemisfunds.com/non-dealing-days](http://www.artemisfunds.com/non-dealing-days) for more information. Instructions received before 12 noon UK time will be processed at 12 noon on the same day.
- **Distribution policy:** This is an accumulation class. Income received is reinvested in the value of the fund.

## RISK AND REWARD PROFILE



- The fund is in the category shown due to historic volatility (how much and how quickly the value of shares in the fund may have risen and fallen in the past due to movements in markets, currencies and interest rates). It may not be a reliable indication of the future risk profile of the fund.
- The risk category has been calculated using historic data and may not be a reliable indicator of the fund's future risk profile.
- A risk indicator of “1” does not mean that the investment is “risk free”.

**The risk indicator may not fully take into account the following risks and the following may affect fund performance:**

- **Market volatility risk:** The value of the fund and any income from it can fall or rise because of movements in stockmarkets, currencies and interest rates, each of which can move irrationally and be affected unpredictably by diverse factors, including political and economic events.
- **Currency risk:** The fund's assets may be priced in currencies other than the fund base currency. Changes in currency exchange rates can therefore affect the fund's value.
- **Charges from capital risk:** Where charges are taken wholly or partly out of a fund's capital, distributable income may be increased at the expense of capital, which may constrain or erode capital growth.
- **Derivatives risk:** The fund may invest in derivatives with the aim of profiting from falling ('shorting') as well as rising prices. Should the asset's value vary in an unexpected way, the fund value will reduce.
- **Leverage risk:** The fund may operate with a significant amount of leverage. Leverage occurs when the economic exposure created by the use of derivatives is greater than the amount invested. A leveraged portfolio may result in large fluctuations in its value and therefore entails a high degree of risk including the risk that losses may be substantial.

Please refer to the fund's prospectus for full details of these and other risks which are applicable to this fund.

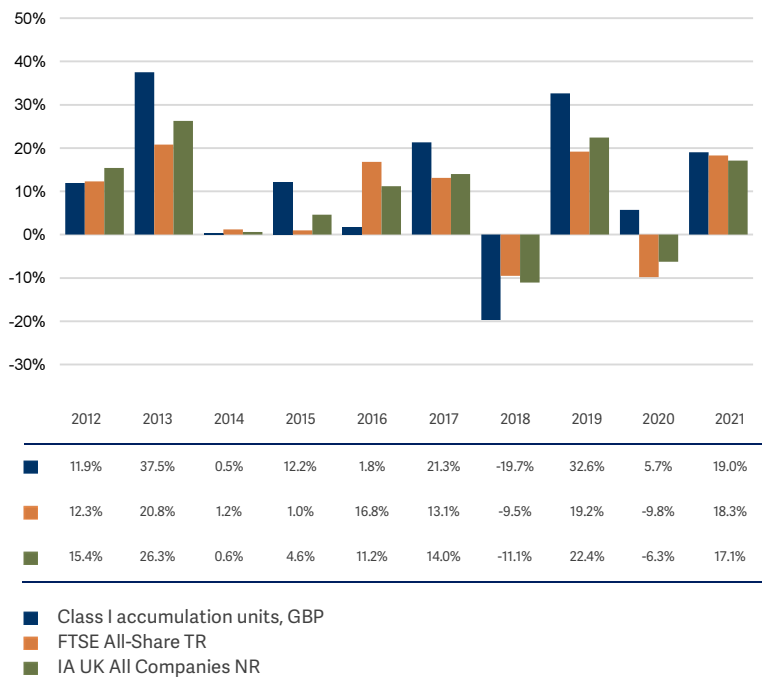
# CHARGES FOR THE FUND

One-off charges taken before or after you invest	
Entry charge	None
Exit charge	None
This is the maximum that might be taken out of your money before it is invested or before the proceeds of your investment are paid out.	
Charges taken from the fund over a year	
Ongoing charge	0.840%
Charges taken from the fund under certain specific conditions	
Performance fee	None

- The charges you pay are used to pay the costs of running the fund, including the costs of marketing and distributing it. The charges reduce the potential growth of your investment.
- The ongoing charges figure is an estimate rather than a historic figure because this better reflects the expected future charges. The charges may vary from year to year. The exact charges made for each financial year are contained in the fund's annual report.
- The annual management charge is taken from income.

For more information about charges, please see the fund's prospectus, which is available at [www.artemisfunds.com](http://www.artemisfunds.com) or [www.fundinfo.com](http://www.fundinfo.com).

# PAST PERFORMANCE



- Past performance is net of all charges except any costs incurred when investors buy or sell the fund.
- This class may have charges or a hedging approach different from those in the IA sector benchmark.
- How the fund has performed in the past is not a guide to how it will perform in the future.
- Performance is calculated in sterling.
- Fund launch date: 3 April 1998.
- Class launch date: 1 September 2010.

# PRACTICAL INFORMATION

**Trustee:** J.P. Morgan Europe Limited.

**Further information:** Can be obtained from the fund's prospectus and the latest annual and half-yearly reports. The documents are in English and available free of charge. These can be found, along with other information such as the price of the fund's classes by contacting Artemis or visiting [www.fundinfo.com](http://www.fundinfo.com).

**Remuneration policy:** Information about Artemis' remuneration policy is available by contacting Artemis; a paper copy is available free of charge on request.

**Tax legislation:** UK tax legislation that applies to the fund may have an impact on your personal tax position.

**Liability:** Artemis Fund Managers Limited may be held liable solely on the basis of any statement contained in this document that is misleading, inaccurate or inconsistent with the relevant parts of the prospectus for the fund.

**Glossary:** For more information about some of the terms used in this document, please visit [www.artemisfunds.com/glossary](http://www.artemisfunds.com/glossary).

**Switches:** Subject to any restrictions on the eligibility of investors for a particular class, you can switch your investments between funds or classes in the Artemis range. For further information, please refer to the prospectus or contact Artemis.

**Contact Artemis:** Visit [www.artemisfunds.com](http://www.artemisfunds.com) or call 0800 092 2051 (from UK) or +441268 445 401.

**Authorisation and regulation:** The fund is authorised in the UK by the Financial Conduct Authority. Artemis Fund Managers Limited is authorised and regulated in the UK by the Financial Conduct Authority.

This key investor information is accurate as at 15 February 2022.



# Artemis US Extended Alpha Fund (the “fund”)

**Class I accumulation shares, GBP [ISIN: GB00BMMV5G59]**

A sub-fund of Artemis Investment Funds ICVC.

The fund is managed by Artemis Fund Managers Limited.

## KEY INVESTOR INFORMATION

This document provides you with key investor information about this fund. It is not marketing material. The information is required by law to help you understand the nature and risks of investing in the fund. You are advised to read it so you can make an informed decision about whether to invest.

## OBJECTIVES AND INVESTMENT POLICY

### Objective

To grow capital over a five year period.

There is no guarantee that the fund will achieve a positive return over a five-year period or any other time period and your capital is at risk.

### Investment policy

#### What the fund invests in

- At least 80% in shares of US companies, either directly or indirectly through derivatives.
- Up to 20% in shares, or derivatives of shares, of companies in other countries, bonds, cash, near cash, other transferable securities, other funds (up to 10%) managed by Artemis and third party funds, and money market instruments.

#### Use of derivatives

The fund may use derivatives:

- for investment purposes to achieve the fund objective, including taking long and short positions
- to produce additional income or growth
- for efficient portfolio management purposes to reduce risk and manage the fund efficiently
- to create leverage.

#### Industries the fund invests in

- Any

#### Other limitations specific to this fund

- Total derivatives (longs plus shorts) are likely to represent a significant proportion of the fund's gross exposure to companies, which will typically lie in a range of +100% to +200% of net asset value.
- Net exposure (longs minus shorts) to companies will typically lie in the range of +85% to +110% depending on market conditions.
- A significant proportion of the fund will be held in cash due to the level of derivative use.
- To allow the fund to manage counterparty risk, it may also invest its cash in government bonds, generally of less than one year maturity.

### Investment strategy

- The fund is actively managed.
- The manager uses multiple sources of information, both to generate ideas and to assist in validating and testing candidate companies for investment. This is complemented by techniques such as data mining (examining large databases of information) and financial analysis.
- External research is also used in order to tap into knowledge already available and to look for different views.
- The manager carries out a significant amount of analysis of wider economic trends is carried out in order to understand cyclical and long-term trends and the outlook.
- The manager derives alpha by seeking to exploit market inefficiencies by buying shares in companies believed to be undervalued and by shorting shares believed to be overvalued.


### Benchmarks

- S&P 500 TR GBP  
A widely-used indicator of the performance of 500 large publicly-traded US companies, some of which the fund invests in. It acts as a 'comparator benchmark' against which the fund's performance can be compared. Management of the fund is not restricted by this benchmark.
- IA North America NR  
A group of other asset managers' funds that invest in similar asset types as this fund, collated by the Investment Association. It acts as a 'comparator benchmark' against which the fund's performance can be compared. Management of the fund is not restricted by this benchmark.

### Other information

- Dealing frequency: Normally Monday to Friday except UK public holidays and non-dealing days. Visit [www.artemisfunds.com/non-dealing-days](http://www.artemisfunds.com/non-dealing-days) for more information. Instructions received before 12 noon UK time will be processed at 12 noon on the same day.
- Distribution policy: This is an accumulation class. Income received is reinvested in the value of the fund.

## RISK AND REWARD PROFILE



- The fund is in the category shown due to historic volatility (how much and how quickly the value of shares in the fund may have risen and fallen in the past due to movements in markets, currencies and interest rates). It may not be a reliable indication of the future risk profile of the fund.
- The risk category has been calculated using historic data and may not be a reliable indicator of the fund's future risk profile.
- A risk indicator of "1" does not mean that the investment is "risk free".

#### The risk indicator may not fully take into account the following risks and the following may affect fund performance:

- **Market volatility risk:** The value of the fund and any income from it can fall or rise because of movements in stockmarkets, currencies and interest rates, each of which can move irrationally and be affected unpredictably by diverse factors, including political and economic events.
- **Currency risk:** The fund's assets may be priced in currencies other than the fund base currency. Changes in currency exchange rates can therefore affect the fund's value.
- **Derivatives risk:** The fund may invest in derivatives with the aim of profiting from falling ('shorting') as well as rising prices. Should the asset's value vary in an unexpected way, the fund value will reduce.
- **Cash risk:** The fund may hold a large amount of cash. If it does so when markets are rising, the fund's returns could be less than if the cash was fully invested in other types of assets.
- **Leverage risk:** The fund may operate with a significant amount of leverage. Leverage occurs when the economic exposure created by the use of derivatives is greater than the amount invested. A leveraged portfolio may result in large fluctuations in its value and therefore entails a high degree of risk including the risk that losses may be substantial.

Please refer to the fund's prospectus for full details of these and other risks which are applicable to this fund.

## CHARGES FOR THE FUND

### One-off charges taken before or after you invest

Entry charge None

Exit charge None

**This is the maximum that might be taken out of your money before it is invested or before the proceeds of your investment are paid out.**

### Charges taken from the fund over a year

Ongoing charge 0.890%

### Charges taken from the fund under certain specific conditions

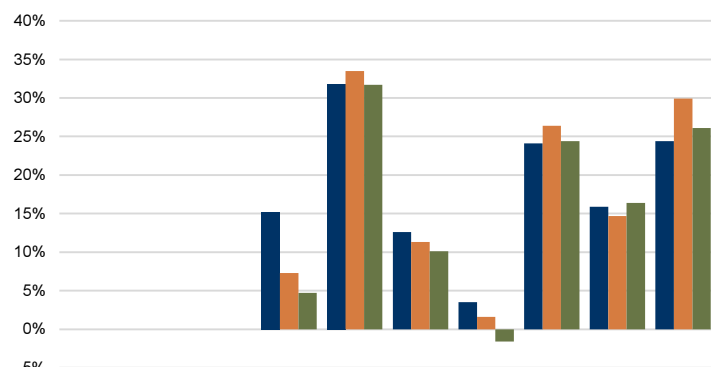
Performance fee

20.00% of the share class outperformance against the S&P 500 TR GBP. See the prospectus for more details. In the fund's last financial year the actual performance fee was 0.69% of the fund.

- The charges you pay are used to pay the costs of running the fund, including the costs of marketing and distributing it. The charges reduce the potential growth of your investment.
- The ongoing charges figure is an estimate rather than a historic figure because this better reflects the expected future charges. The charges may vary from year to year. The exact charges made for each financial year are contained in the fund's annual report.
- The benchmark used to calculate the performance fee is provided by an administrator on the UK Benchmarks Register or ESMA register of benchmarks which includes details of all authorised, registered, recognised and endorsed UK, EU and third country benchmark administrators together with their regulator.
- The annual management charge is taken from income.

For more information about charges, please see the fund's prospectus, which is available at [www.artemisfunds.com](http://www.artemisfunds.com) or [www.fundinfo.com](http://www.fundinfo.com).

## PAST PERFORMANCE



	2012	2013	2014	2015	2016	2017	2018	2019	2020	2021
■ Class I accumulation shares, GBP				15.2%	31.8%	12.6%	3.5%	24.1%	15.9%	24.4%
■ S&P 500 TR GBP				7.3%	33.5%	11.3%	1.6%	26.4%	14.7%	29.9%
■ IA North America NR				4.7%	31.7%	10.1%	-1.6%	24.4%	16.4%	26.1%

- Class I accumulation shares, GBP
- S&P 500 TR GBP
- IA North America NR

- Past performance is net of all charges except any costs incurred when investors buy or sell the fund.
- This class may have charges or a hedging approach different from those in the IA sector benchmark.
- How the fund has performed in the past is not a guide to how it will perform in the future.
- Performance is calculated in sterling.
- Fund launch date: 19 September 2014.
- Class launch date: 19 September 2014.

## PRACTICAL INFORMATION

**Depositary:** J.P. Morgan Europe Limited.

**Further information:** Can be obtained from the fund's prospectus and the latest annual and half-yearly reports. The documents are in English and are available free of charge. These can be found, along with other information such as the price of the fund's classes by contacting Artemis or visiting [www.fundinfo.com](http://www.fundinfo.com).

**Sub-fund assets:** The assets of each sub-fund belong exclusively to it and are not available to meet the liabilities of any other sub-fund or Artemis Investment Funds ICVC.

**Remuneration policy:** Information about Artemis' remuneration policy is available at [www.artemisfunds.com](http://www.artemisfunds.com); a paper copy is available free of charge on request.

**Tax legislation:** UK tax legislation that applies to the fund may have an impact on your personal tax position.

**Liability:** Artemis Fund Managers Limited may be held liable solely on the basis of any statement contained in this document that is misleading, inaccurate or inconsistent with the relevant parts of the prospectus for the fund.

**Glossary:** For more information about some of the terms used in this document, please visit [www.artemisfunds.com/glossary](http://www.artemisfunds.com/glossary).

**Switches:** Subject to any restrictions on the eligibility of investors for a particular class, you can switch your investments between funds or classes in the Artemis range. For further information, please refer to the prospectus or contact Artemis.

**Contact Artemis:** Visit [www.artemisfunds.com](http://www.artemisfunds.com) or call 0800 092 2051 (from UK) or +441268 445 401.

**Authorisation and regulation:** The fund is authorised in the UK by the Financial Conduct Authority. Artemis Fund Managers Limited is authorised and regulated in the UK by the Financial Conduct Authority.

This key investor information document is accurate as at 15 February 2022.

# Key Investor Information



This document provides you with key investor information about this fund. It is not marketing material. The information is required by law to help you understand the nature and the risks of investing in this fund. You are advised to read it so you can make an informed decision about whether to invest.

## Baillie Gifford Pacific Fund - Class B Shares

Accumulation Shares - ISIN GB0006063233 (also representative of Income Shares ISIN GB0006063340)

This Fund is a sub-fund of Baillie Gifford Overseas Growth Funds ICVC which is an Investment Company with Variable Capital. Baillie Gifford & Co Limited is the Authorised Corporate Director of the Fund and is wholly owned by Baillie Gifford & Co.

### Objectives and investment policy

#### Objective

- The Fund aims to outperform (after deduction of costs) the MSCI AC Asia ex Japan Index, as stated in sterling, by at least 2% per annum over rolling five-year periods.

#### Policy

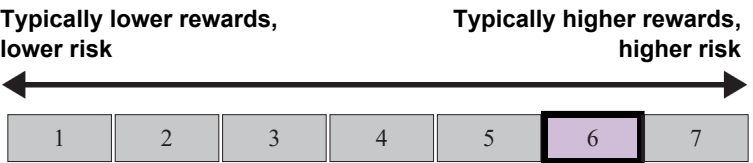
- The Fund will invest at least 90% directly or indirectly in shares of companies of any size and in any sector in Asia (excluding Japan) and Australasia.
- The Fund will invest in companies which are listed, incorporated, domiciled or conducting a significant portion of their business in Asia (excluding Japan) and Australasia.
- The indirect investment will be through collective investment schemes.
- The Fund will be actively managed.

#### Other Information

- You can sell some or all of your shares on any business day in the United Kingdom by contacting our Dealing Department by phone or post. Where properly completed documentation is received by post, shares will be sold at the next valuation point following receipt of the instruction.
- For Accumulation shares income will be re-invested. No further shares will be purchased but the reinvestment will be reflected in the price of your existing accumulation shares. You are, however, deemed to have received the income for tax purposes.
- For Income shares any income due to you will be paid into your bank or building society account, paid on the dates specified in the Prospectus.
- For further explanation and information see the investment objective and policy section of the Prospectus, which is available by contacting us.
- Recommendation: this Fund may not be appropriate for investors who plan to withdraw their money within five years.

### Risk and reward profile

The Risk and Reward Indicator table demonstrates where the Fund ranks in terms of its potential risk and reward. The higher the rank the greater the potential reward but the greater the risk of losing money. It is based on past data, may change over time and may not be a reliable indication of the future risk profile of the Fund. The shaded area in the table below shows the Fund's ranking on the Risk and Reward Indicator.



- Please note that even the lowest risk class can lose you money and that extreme adverse market circumstances can mean you suffer severe losses in all cases.
- The Fund is classified in the category above because it invests in company shares which generally provide higher rewards and higher risks than other investments such as bonds or cash.
- The indicator does not take into account the following relevant material risks:
  - Investment markets can go down as well as up and market conditions can change rapidly. The value of an investment in the Fund, and any income from it, can fall as well as rise and you may not get back the amount invested.
  - The Fund has exposure to foreign currencies and changes in the rates of exchange will cause the value of any investment, and income from it, to fall as well as rise and you may not get back the amount invested.
  - The Fund invests in emerging markets where difficulties in trading and custody of assets could arise, impacting your investment. The Fund's investment in frontier markets may increase this risk.
  - Where possible, charges are taken from the Fund's revenue. Where there is insufficient revenue, the remainder will be taken from capital. This will reduce the capital value of the Fund.

## Charges

The charges you pay are used to pay the costs of running the Fund, including the costs of marketing and distributing it. These charges reduce the potential growth of your investment.

### One-off charges taken before or after you invest

Entry charge	0.00%
Exit charge	0.00%

These are the maximum charges that we might take out of your money before it is invested and before we pay out the sale proceeds of your investment. In some cases, you might pay less and you should speak to your financial adviser about this.

### Charges taken from the Fund over a year

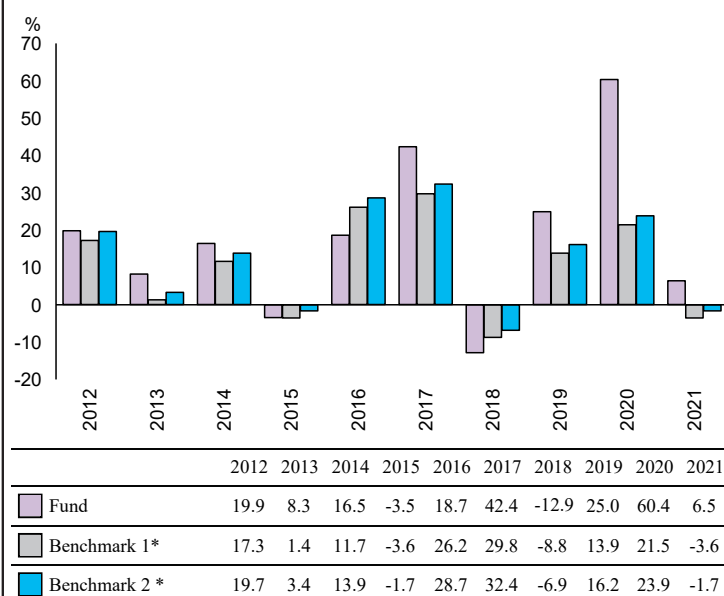
Ongoing charges	0.76%
-----------------	-------

### Charges taken from the Fund under specific conditions

Performance fee	NONE
-----------------	------

- The ongoing charges figure is based on the last year's expenses and may vary from year to year. It excludes the costs of buying or selling assets for the Fund (unless these assets are shares of another fund).
- For the ongoing charges, the figure is for Accumulation shares and is at 30/06/2022.
- Portfolio transaction costs, which are not included in the calculation of the ongoing charges figure but are incurred by the Fund when buying or selling investments, may have an impact on performance and are paid from the assets of the Fund.
- The Fund's annual report for each financial year will include detail on the exact charges made.
- The ongoing charges figure includes 0.05% of indirect fees. This may be higher than previous years as we now include indirect fees associated with closed-ended investment companies in the ongoing charges figure. It does not necessarily mean that fund expenses have gone up rather than a new way of showing them has been introduced through the Investment Association's Guidance on Disclosure of Fund Charges and Costs (July 2020, updated January 2022).
- You can find further details about the charges in Part 5 of the Prospectus.

## Past performance



Source: FE fundinfo 2022

- You should be aware that past performance is not a guide to future performance.
- Fund launch date: 17/03/1989.
- Share/unit class launch date: 20/03/2000.
- Performance is calculated in GBP.
- Performance is for Accumulation shares.
- Performance reflects the annual charge but excludes any initial charge paid.
- Performance figures are to 31 December each year.
- The Fund does not track the index.
- Source: FE and the relevant underlying index provider(s). For our legal notices and disclosures please visit [www.bailliegifford.com/disclaimers](http://www.bailliegifford.com/disclaimers)
- \* Benchmark 1 - MSCI AC Asia ex Japan
- \* Benchmark 2 - MSCI AC Asia ex Japan + 2%

## Practical information

- The Fund's Depositary is NatWest Trustee & Depositary Services Limited.
- This document describes only one share class and other share classes are available. Further information on the Fund, the Prospectus and the latest annual and interim reports are available from Baillie Gifford or by visiting the website at [www.bailliegifford.com](http://www.bailliegifford.com). The remuneration policy, which includes details of (a) how remuneration and benefits are calculated and (b) the committee responsible for approving all remuneration policies within the firm, is also at the website address noted. All such documents are available in English, on paper and are free of charge on request.
- This Key Investor Information Document describes the Baillie Gifford Pacific Fund only. The Prospectus and the annual and interim reports and accounts are prepared for the whole ICVC.
- The Baillie Gifford Pacific Fund is a sub-fund of Baillie Gifford Overseas Growth Funds ICVC. The assets of the Fund are segregated from other sub-funds in the ICVC. This means that the assets of one sub-fund should not be used to meet the liabilities of another sub-fund.
- You can also find other information, including the Fund's latest prices, on our website.
- Tax laws in the United Kingdom may have an impact on your own tax position.
- You may at any time switch all or some of your shares in the Fund for shares in any fund of any of the Baillie Gifford ICVC(s).
- Baillie Gifford & Co Limited may be held liable solely on the basis of any statement contained in this document that is misleading, inaccurate or inconsistent with the relevant parts of the Prospectus for the Fund.
- To contact us please call Client Relations on 0800 917 2113 (fax 0131 275 3955), visit our website at [www.bailliegifford.com](http://www.bailliegifford.com) or email us at [trutenquiries@bailliegifford.com](mailto:trutenquiries@bailliegifford.com).
- Your call may be recorded for training or monitoring purposes.

This Fund is authorised in the United Kingdom and regulated by the Financial Conduct Authority.

This Key Investor Information is accurate as at 04/08/2022.



# Non-UCITS retail scheme Key Investor Information



This document provides you with key investor information about this fund. It is not marketing material. The information is required by law to help you understand the nature and the risks of investing in this fund. You are advised to read it so you can make an informed decision about whether to invest.

## Baillie Gifford Positive Change Fund - Class B Shares

Accumulation Shares - ISIN GB00BYVGKV59 (also representative of Income Shares - ISIN GB00BYVGKX73)

This Fund is a sub-fund of Baillie Gifford Investment Funds ICVC which is an Investment Company with Variable Capital. Baillie Gifford & Co Limited is the Authorised Corporate Director of the Fund and is wholly owned by Baillie Gifford & Co.

### Objectives and investment policy

#### Objective

- The Fund aims to outperform (after deduction of costs) the MSCI ACWI Index, as stated in sterling, by at least 2% per annum over rolling five-year periods.

#### Policy

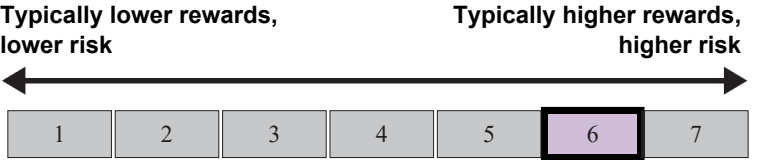
- The Fund will invest at least 90% in shares of companies of any size, any country and in any sector, whose products or behaviour make a positive impact on society and / or the environment in the investment managers opinion.
- The Fund will invest in companies addressing critical challenges in areas such as, but not limited to; education, social inclusion, healthcare and the environment.
- The Fund will be actively managed and will be concentrated.

#### Other Information

- You can sell some or all of your shares on any business day in the United Kingdom by contacting our Dealing Department by phone or post. Where properly completed documentation is received by post, shares will be sold at the next valuation point following receipt of the instruction.
- For Accumulation shares income will be re-invested. No further shares will be purchased but the reinvestment will be reflected in the price of your existing accumulation shares. You are, however, deemed to have received the income for tax purposes.
- For Income shares any income due to you will be paid into your bank or building society account, paid on the dates specified in the Prospectus.
- For further explanation and information see the investment objective and policy section of the Prospectus, which is available by contacting us.
- Recommendation: this Fund may not be appropriate for investors who plan to withdraw their money within five years.

### Risk and reward profile

The Risk and Reward Indicator table demonstrates where the Fund ranks in terms of its potential risk and reward. The higher the rank the greater the potential reward but the greater the risk of losing money. It is based on past data, may change over time and may not be a reliable indication of the future risk profile of the Fund. The shaded area in the table below shows the Fund’s ranking on the Risk and Reward Indicator.



- Please note that even the lowest risk class can lose you money and that extreme adverse market circumstances can mean you suffer severe losses in all cases.
- The Fund is classified in the category above because it invests in company shares which generally provide higher rewards and higher risks than other investments such as bonds or cash.
- The indicator does not take into account the following relevant material risks:
  - Investment markets can go down as well as up and market conditions can change rapidly. The value of an investment in the Fund, and any income from it, can fall as well as rise and you may not get back the amount invested.
  - The Fund has exposure to foreign currencies and changes in the rates of exchange will cause the value of any investment, and income from it, to fall as well as rise and you may not get back the amount invested.
  - The Fund invests in emerging markets where difficulties in trading and custody of assets could arise, impacting your investment.
  - The Fund’s concentrated portfolio relative to similar funds may result in large movements in the share price in the short term.
  - The Fund invests in companies whose products or behaviour make a positive impact on society and/or the environment. This means the Fund will not invest in certain sectors and companies and the universe of investments available to the Fund will be more limited than other funds that do not apply such criteria. The Fund therefore may have different returns than a fund which has no such restrictions.
  - Where possible, charges are taken from the Fund's revenue. Where there is insufficient revenue, the remainder will be taken from capital. This will reduce the capital value of the Fund.

## Charges

The charges you pay are used to pay the costs of running the Fund, including the costs of marketing and distributing it. These charges reduce the potential growth of your investment.

### One-off charges taken before or after you invest

Entry charge	0.00%
Exit charge	0.00%

These are the maximum charges that we might take out of your money before it is invested and before we pay out the sale proceeds of your investment. In some cases, you might pay less and you should speak to your financial adviser about this.

### Charges taken from the Fund over a year

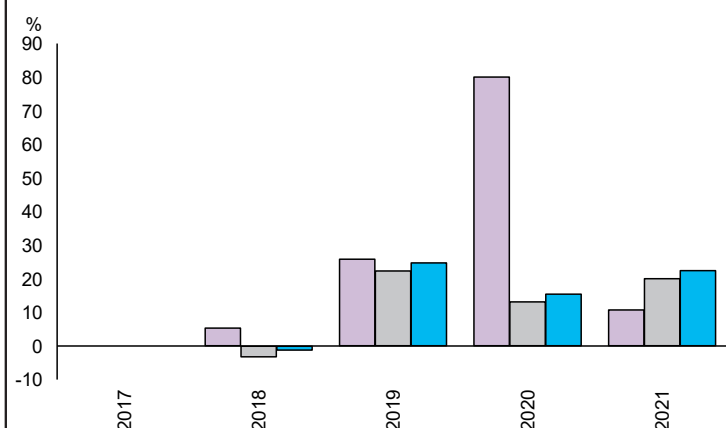
Ongoing charges	0.53%
-----------------	-------

### Charges taken from the Fund under specific conditions

Performance fee	NONE
-----------------	------

- The ongoing charges figure is based on the last year's expenses and may vary from year to year. It excludes the costs of buying or selling assets for the Fund (unless these assets are shares of another fund).
- For the ongoing charges, the figure is for Accumulation shares and is at 31/12/2021.
- Portfolio transaction costs, which are not included in the calculation of the ongoing charges figure but are incurred by the Fund when buying or selling investments, may have an impact on performance and are paid from the assets of the Fund.
- The Fund's annual report for each financial year will include detail on the exact charges made.
- You can find further details about the charges in Part 5 of the Prospectus.

## Past performance



	2017	2018	2019	2020	2021
Fund	5.4	25.9	80.1	10.8	
Benchmark 1*	-3.3	22.4	13.2	20.1	
Benchmark 2*	-1.3	24.8	15.5	22.5	

Source: FE fundinfo 2022

- You should be aware that past performance is not a guide to future performance.
- Fund launch date: 03/01/2017.
- Share/unit class launch date: 03/01/2017.
- Performance is calculated in GBP.
- Performance is for Accumulation shares.
- Performance reflects the annual charge but excludes any initial charge paid.
- Performance figures are to 31 December each year.
- The Fund does not track the index.
- Source: FE and the relevant underlying index provider(s). For our legal notices and disclosures please visit [www.bailliegifford.com/disclaimers](http://www.bailliegifford.com/disclaimers)
- \* Benchmark 1 - MSCI ACWI
- \* Benchmark 2 - MSCI ACWI + 2%

## Practical information

- The Fund's Depositary is NatWest Trustee & Depositary Services Limited.
- This document describes only one share class and other share classes are available. Further information on the Fund, the Prospectus and the latest annual and interim reports are available from Baillie Gifford or by visiting the website at [www.bailliegifford.com](http://www.bailliegifford.com). The remuneration policy, which includes details of (a) how remuneration and benefits are calculated and (b) the committee responsible for approving all remuneration policies within the firm, is also at the website address noted. All such documents are available in English, on paper and are free of charge on request.
- This Non-UCITS retail scheme Key Investor Information Document describes the Baillie Gifford Positive Change Fund only. The Prospectus and the annual and interim reports and accounts are prepared for the whole ICVC.
- The Baillie Gifford Positive Change Fund is a sub-fund of Baillie Gifford Investment Funds ICVC. The assets of the Fund are segregated from other sub-funds in the ICVC. This means that the assets of one sub-fund should not be used to meet the liabilities of another sub-fund.
- You can also find the Fund's latest share prices on our website at [www.bailliegifford.com](http://www.bailliegifford.com).
- Tax laws in the United Kingdom may have an impact on your own tax position.
- You may at any time switch all or some of your shares in the Fund for shares in any fund of any of the Baillie Gifford ICVC(s).
- To contact us please call Client Relations on 0800 917 2113 (fax 0131 275 3955) or email us at [trutenquiries@bailliegifford.com](mailto:trutenquiries@bailliegifford.com).
- Your call may be recorded for training or monitoring purposes.



## BlackRock Sustainable Sterling Strategic Bond Fund

A sub-fund of BlackRock Investment Funds

Class Z Accumulating GBP

ISIN: GB00BZ6DDZ33

Manager: BlackRock Fund Managers Limited

## Objectives and Investment Policy

- ▶ The Fund aims to provide a return on your investment (generated through an increase to the value of the Fund's assets and/or income received from those assets) of 4.5% per year (gross of fees) over the return of the 3-month Sterling Overnight Index Average in a manner consistent with the principles of sustainable investment.
- ▶ The Fund invests at least 80% of its total assets in fixed income (FI) securities (such as bonds) globally, and instruments related to such FI securities (i.e. other investments whose value is related to debt) and at least 50% of its total assets in Sterling denominated non-government FI securities that are investment grade (i.e. meet a specified level of creditworthiness) at the time of purchase and instruments related to such FI securities. However, the Fund will invest in the full range of FI securities which may include investments with a relatively low credit rating or which are unrated. The FI securities may be issued by companies, governments, government agencies and supranationals (e.g. the International Bank for Reconstruction and Development).
- ▶ The Fund may also invest in equity securities (e.g. shares) of companies and in asset backed and mortgage backed securities (i.e. financial securities backed by cash flows from debt), money market instruments (i.e. debt securities with short-term maturities), deposits, cash and other funds.
- ▶ The Fund's investment manager (IM) expects to achieve, in respect only of the corporate issuers in which the Fund invests, a Fund carbon emission intensity score of 20% less than an equivalent portfolio of companies that does not apply any environment, social or governance (ESG) criteria as represented by the Bloomberg Global Aggregate Corporate Bond Index (Index). Securities issued by non-corporate issuers, such as government securities, are not included but may represent a material portion of the Fund's assets.
- ▶ The Fund applies the BlackRock EMEA Baseline Screens whereby the IM excludes direct investment in corporate issuers (only) which have certain levels of exposure to, or ties with, sectors including controversial weapons, nuclear weapons, civilian firearms, tar sands, thermal coal, tobacco and issuers deemed to have breached one or more of the UN Global Compact Principles (Screens). Further details regarding the Screens are available in the Fund's prospectus and at <https://www.blackrock.com/corporate/literature/publication/blackrock-baseline-screens-in-europe-middleeast-and-africa.pdf>.
- ▶ The Fund uses a proprietary methodology to evaluate whether, in the IM's assessment, issuers and securities display positive sustainability characteristics (such as those with beneficial ESG impacts for third parties and/or considered best in class ESG performers) or negative sustainability characteristics (such as those with harmful ESG impacts for third parties and/or considered worst in class ESG performers). The IM then weights the Fund's portfolio towards the former and away from the latter. Where consistent with this weighting and the Screens, the Fund may continue to invest to a very limited extent in issuers and securities that display negative sustainability characteristics and may invest in those evaluated as not having positive or negative characteristics or whose characteristics are undetermined.
- ▶ The Fund may also invest directly in derivatives (investments the price of which is based on one or more underlying assets) for investment purposes and for efficient portfolio management purposes, including to reduce the effect of exchange rate fluctuations between any non-Sterling denominated assets and Sterling.
- ▶ The Fund may, via derivatives, generate varying amounts of market leverage (i.e. where the Fund gains market exposure in excess of the value of its assets).
- ▶ The Fund is actively managed. The IM has discretion to select the Fund's investments and is not constrained by any benchmark. 3-month SONIA should be used by unitholders to compare the performance of the Fund. The Fund's carbon emission intensity score is measured against the Index.
- ▶ Recommendation: This Fund may not be appropriate for short-term investment.
- ▶ Your units will be accumulating units (i.e. dividend income will be included in their value).
- ▶ Your units will be denominated in Sterling, the Fund's base currency.
- ▶ You can buy and sell your units daily. The minimum initial investment for this unit class is £50,000,000.

For more information on the Fund, share/unit classes, risks and charges, please see the Fund's prospectus, available on the product pages at [www.blackrock.com](http://www.blackrock.com)

## Risk and Reward Profile



- ▶ This indicator is based on historical data and may not be a reliable indication of the future risk profile of the Fund.
- ▶ The risk category shown is not guaranteed and may change over time.
- ▶ The lowest category does not mean risk free.
- ▶ The Fund is rated five due to the nature of its investments which include the risks listed below. These factors may impact the value of the Fund's investments or expose the Fund to losses.
  - Changes to interest rates, credit risk and/or issuer defaults will have a significant impact on the performance of fixed income securities. Non-investment grade fixed income securities can be more sensitive to changes in these risks than higher rated fixed income securities. Potential or actual credit rating downgrades may increase the level of risk.
  - The value of equities and equity-related securities can be affected by daily stock market movements. Other influential factors include political, economic news, company earnings and significant corporate events.
- ▶ Derivatives may be highly sensitive to changes in the value of the asset on which they are based and can increase the size of losses and gains, resulting in greater fluctuations in the value of the Fund. The impact to the Fund can be greater where derivatives are used in an extensive or complex way.
- The benchmark index only excludes companies engaging in certain activities inconsistent with ESG criteria if such activities exceed the thresholds determined by the index provider. Investors should therefore make a personal ethical assessment of the benchmark index's ESG screening prior to investing in the Fund. Such ESG screening may adversely affect the value of the Fund's investments compared to a fund without such screening.
- ▶ Particular risks not adequately captured by the risk indicator include:
  - Counterparty Risk: The insolvency of any institutions providing services such as safekeeping of assets or acting as counterparty to derivatives or other instruments, may expose the Fund to financial loss.
  - Credit Risk: The issuer of a financial asset held within the Fund may not pay income or repay capital to the Fund when due. If a financial institution is unable to meet its financial obligations, its financial assets may be subject to a write down in value or converted (i.e. "bail-in") by relevant authorities to rescue the institution.
  - Liquidity Risk: Lower liquidity means there are insufficient buyers or sellers to allow the Fund to sell or buy investments readily.

## Charges

The charges are used to pay the costs of running the Fund, including the costs of marketing and distributing it. These charges reduce the potential growth of your investment.

The entry and exit charges shown are maximum figures. In some cases you might pay less. Please refer to your financial advisor or the distributor for the actual entry and exit charges.

\*Subject to a charge of up to 2% paid into the Fund where the Manager suspects excessive trading by an investor.

The ongoing charges figure is based on expenses for the twelve month period ending 25 January 2022. This figure may vary from year to year. It excludes portfolio trade-related costs, except costs paid to the custodian and any entry/exit charge paid to an underlying collective investment scheme (if any).

\*\* To the extent the Fund undertakes securities lending to reduce costs, the Fund will receive 62.5% of the associated revenue generated and the remaining 37.5% will be received by BlackRock as the securities lending agent. As securities lending revenue sharing does not increase the costs of running the Fund, this has been excluded from the ongoing charges.

One-off charges taken before or after you invest	
Entry Charge	None
Exit Charge	None*

This is the maximum that might be taken out of your money before it is invested or before proceeds of your investments are paid out.

Charges taken from the Fund over each year	
Ongoing Charges	0.46%**
Charges taken from the Fund under certain conditions	
Performance Fee	None

## Past Performance

Past performance is not a guide to future performance.

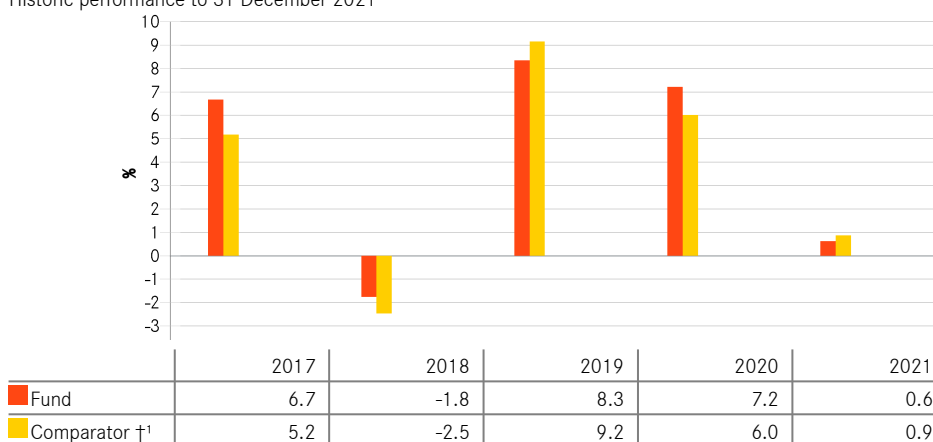
The chart shows the Fund's annual performance in GBP for each full calendar year over the period displayed in the chart. It is expressed as a percentage change of the Fund's net asset value at each year-end. The Fund was launched in 2016. The unit class was launched in 2016.

Performance is shown after deduction of ongoing charges. Any entry/exit charges are excluded from the calculation.

†1 3 Month SONIA ARR compounded in arrears + 450 bps (GBP)

It is not intended that the performance of the Fund will track the index.

Historic performance to 31 December 2021



## Practical Information

- ▶ The trustee and depositary of the Fund is The Bank of New York Mellon (International) Limited, which also acts as custodian.
- ▶ Further information about the Fund can be obtained from the latest annual report and half-yearly reports of the Fund. These documents are available free of charge in English. These can be found, along with other information, such as unit prices, on the BlackRock website at [www.blackrock.com](http://www.blackrock.com) or by calling Investor Services on 0800 44 55 22.
- ▶ Investors should note that the tax legislation that applies to the Fund may have an impact on the personal tax position of your investment in the Fund.
- ▶ The Fund is a sub-fund of BIF, an umbrella structure comprising different sub-funds. This document is specific to the Fund and unit class stated at the beginning of this document. However, the Fund's prospectus, annual and half-yearly reports are prepared for the BIF umbrella.
- ▶ BlackRock Fund Managers Limited may be held liable solely on the basis of any statement contained in this document that is misleading, inaccurate or inconsistent with the relevant parts of the Fund's prospectus.
- ▶ Under UK law, BIF has segregated liability between its sub-funds (i.e. the Fund's assets will not be used to discharge the liabilities of other sub-funds within BIF). In addition, the Fund's assets are held separately from the assets of other sub-funds.
- ▶ Investors may switch their units in the Fund for units in another sub-fund within BIF, subject to meeting certain conditions as set out in the prospectus.
- ▶ The Remuneration Policy of the Management Company, which describes how remuneration and benefits are determined and awarded, and the associated governance arrangements, is available at [www.blackrock.com/Remunerationpolicy](http://www.blackrock.com/Remunerationpolicy) or on request from the registered office of the Management Company.

# KEY INVESTOR INFORMATION

This document provides you with key investor information about this fund. It is not marketing material. The information is required by law to help you understand the nature and the risks of investing in this fund. You are advised to read it so you can make an informed decision about whether to invest.

## CT GLOBAL FOCUS FUND (THE "FUND")

Class Z Accumulation Shares (GBP) GB00BF0Q8K85, a sub-fund of Columbia Threadneedle Specialist Funds (UK) ICVC (the "Company"), regulated by the FCA.

This sub-fund is managed by Threadneedle Investment Services Limited (the "Management Company") (part of the Columbia and Threadneedle group of companies).

### Objectives and Investment Policy

The Fund aims to increase the value of your investment over the long term. It looks to outperform the MSCI ACWI Index over rolling 3-year periods, after the deduction of charges.

The Fund is actively managed, and invests at least 75% of its assets in a concentrated portfolio of shares of companies worldwide.

The Fund selects companies in which the fund manager has a high conviction that the current share price does not reflect the prospects for that business. These companies may be chosen from any economic sector or geographic region, with significant sector and share weightings taken at the fund manager's discretion. There is no restriction on company size, however, investment tends to focus on larger companies, such as those included in the MSCI ACWI Index.

The MSCI ACWI Index is regarded as an appropriate representation of the share performance of large and medium-sized companies worldwide, currently with more than 2,700 companies included. It provides a suitable target benchmark against which Fund performance will be measured and evaluated over time.

The Fund typically invests in fewer than 50 companies, which may include shares of some companies not within the Index. The Fund may also invest in other assets such as cash and deposits, and hold other funds (including funds managed by Columbia Threadneedle companies), when deemed appropriate.

The Fund is not permitted to invest in derivatives for investment purposes, but derivatives may be used with the aim of reducing risk or managing the Fund more efficiently. Derivatives are sophisticated investment instruments linked to the rise and fall of the price of other assets.

Income from investments in the Fund will be added to the value of your shares.

You can buy and sell shares in the Fund on any day that is a business day in London. You can find more detail on the objectives and investment policy of the Fund in the section of the prospectus with the heading "Investment Objectives, Policies and Other Details of the Funds".

For more information on investment terms used in this document, please see the Glossary published in the Document Centre on our website: [www.columbiathreadneedle.com](http://www.columbiathreadneedle.com).

### Risk and Reward Profile

The Risk and Reward Indicator table demonstrates where the Fund ranks in terms of its potential risk and reward. The higher the rank the greater the potential reward but the greater the risk of losing money. It is based on past data, may change over time and may not be a reliable indication of the future risk profile of the Fund. The shaded area in the table below shows the Fund's ranking on the Risk and Reward Indicator.

Lower Risk,  
Typically lower rewards

Higher Risk,  
Typically higher rewards



- The Fund is rated 6 because historically it has shown a high level of volatility (how much the value of the Fund goes up and down).
- The lowest category does not mean a risk-free investment.
- The value of investments can fall as well as rise and investors might not get back the sum originally invested.
- Where investments are in assets that are denominated in multiple currencies, or currencies other than your own, changes in exchange rates may affect the value of the investments.
- The Fund has a concentrated portfolio (holds a limited number of investments and/or has a restricted investment universe) and if one or more of these investments declines or is otherwise affected, it may have a pronounced effect on the Fund's value.
- The Fund may invest in derivatives with the aim of reducing risk or minimising the cost of transactions. Such derivative transactions may benefit or negatively affect the performance of the Fund. The Manager does not intend that such use of derivatives will affect the overall risk profile of the Fund.
- The risks currently identified as applying to the Fund are set out in the "Risk Factors" section of the prospectus.

## Charges

The charges you pay are used to pay the costs of running the Fund, including the costs of marketing and distributing it. These charges reduce the potential growth of your investment.

### One-off charges taken before or after you invest

Entry Charge:	3.00%
Exit Charge:	0.00%

These are the maximum charges that we might take out of your money before it is invested. In some cases, you might pay less and you should speak to your financial adviser about this.

### Charges taken from the fund over a year

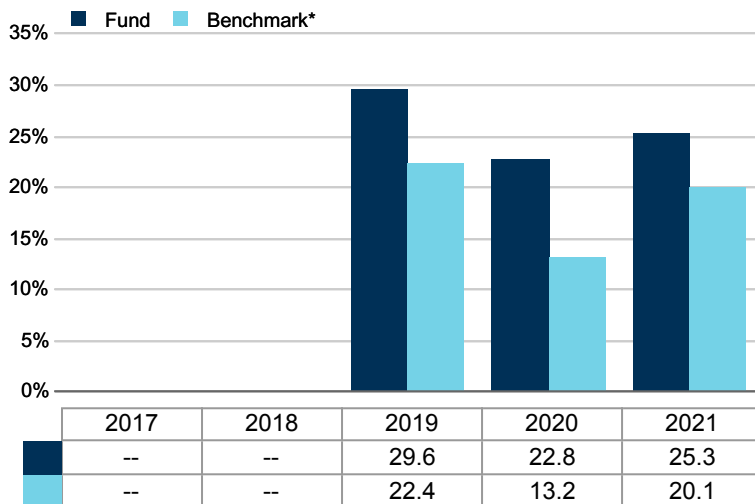
Ongoing Charges:	0.90%
------------------	-------

### Charges taken from the fund under specific conditions

Performance Fee:	NONE
------------------	------

The ongoing charges figure is based on expenses for the year ending 30/04/21. This figure may vary from year to year. It excludes the costs of buying or selling assets for the Fund (unless these assets are shares of another fund).

## Past Performance



Source: Morningstar

Past performance is not a guide to future performance.

Fund launch date: 17/04/2018

Share/unit class launch date: 17/04/2018

Performance is calculated in GBP.

All charges and fees, except any entry, exit and switching charge, have been included within the performance.

On 4 July 2022 the Fund name changed from Threadneedle Global Focus Fund to CT Global Focus Fund.

\*MSCI ACWI

## Practical Information

- Depositary: Citibank UK Limited.
- You can obtain further information regarding the Fund, the Company, its prospectus (in English only), latest annual reports and any subsequent half-yearly reports (in English, German, French, Dutch and Spanish only) free of charge from the Management Company. You can obtain other practical information, including current share prices, at [columbiathreadneedle.com](http://columbiathreadneedle.com).
- Details of the remuneration policy, including a description of how remuneration and benefits are calculated and the persons responsible for awarding them (including the composition of the remuneration committee), are available at [columbiathreadneedle.com](http://columbiathreadneedle.com). A paper copy is available free of charge upon request.
- The tax legislation of the United Kingdom may have an impact on your personal tax position.
- Threadneedle Investment Services Limited may be held liable solely on the basis of any statement contained in this document that is misleading, inaccurate or inconsistent with the relevant parts of the prospectus for the UK-UCITS.
- This document describes a single fund of the Company. The prospectus and reports are prepared for the entire Company.
- The assets of the Fund are segregated by law and cannot be used to pay the liabilities of other funds of the Company.
- You may exchange your shares for shares of other funds of the Company, if available. Details can be found in the section of the prospectus with the heading "Switching/Converting". Details of other share classes of the Fund can be found in the Prospectus or at [columbiathreadneedle.com](http://columbiathreadneedle.com).

This Fund is authorised in the United Kingdom, and regulated by the Financial Conduct Authority. Threadneedle Investment Services Limited is authorised in the United Kingdom, and regulated by the Financial Conduct Authority.

## Key Investor Information

This document provides you with key investor information about this fund. It is not marketing material. The information is required by law to help you understand the nature and the risks of investing in this fund. You are advised to read it so you can make an informed decision about whether to invest.

## FTF ClearBridge Global Infrastructure Income Fund

**Class W (acc) GBP • ISIN GB00BMF7D555 • A sub-fund of Franklin Templeton Funds**

*The management company is Franklin Templeton Fund Management Limited.*

### Objectives and Investment Policy

The Fund's primary aim is to generate income. The Fund also seeks to grow in value by more than the OECD G7 Inflation Index + 5.5%, from a combination of income and investment growth, over five year rolling periods, before all fees and costs are deducted.

There is no guarantee that the Fund will achieve its objective over this or any other time period. Capital invested is at risk and you may get back less than you paid in.

The Fund invests at least 80% of the Fund's assets in a diverse range of shares of companies listed on the stock exchanges of developed countries. Such companies will operate across a variety of infrastructure sub-sectors, which may include gas, electricity, water, toll-roads, airports, rail and communication, anywhere in the world.

Up to 20% of the Fund's assets may be invested in shares of companies, including depositary receipts (a type of listed security which enables investors to hold shares in foreign companies), issued by companies in emerging markets (countries whose economy and financial markets are still developing).

The Fund may also invest in recently issued shares of companies which are not yet listed but which are expected to be listed within 12 months of purchase.

The Fund can use derivatives for efficient portfolio management (managing the Fund in a way that is designed to reduce risk or cost and/or generate extra income or growth). However, the Fund can introduce more speculative use of derivatives in the future on 60 days' notice to investors. Derivatives are financial contracts whose value is linked to the price of another asset (e.g. indices, interest rates, share prices or currencies). Up to 10% of the Fund may be invested in derivatives and recently issued securities.

The Fund usually invests in shares of around 30 – 60 companies, although the Investment Manager may invest in fewer or more companies where it considers this to be in the interests of the Fund.

While the Fund will normally be invested in accordance with the limits set out above, the Investment Manager has the freedom to invest outside of these limits, sometimes significantly, where the Investment Manager considers that, due to prevailing market conditions, it is in the interests of the Fund and its shareholders to do so.

In addition, the Fund may also invest a proportion of its portfolio in other transferable securities, cash and cash equivalents, money market instruments and other collective investment schemes (which may include collective investment schemes operated by the ACD or any of its associates).

The Investment Manager selects securities based on their potential return and risk characteristics and role in achieving the Fund's investment objective. The portfolio is not constrained by any market index. The Investment Manager seeks to select infrastructure and utility companies which operate under a regulatory regime, or concession arrangement which provides the Investment Manager with a predictable cash flow and minimum

yield. In considering yield, the Investment Manager looks at the dividend yield, the dividend per share expectations over a five year period, and the relationship of a company's dividends and cash flows, over an estimated holding period. The Investment Manager has the freedom to choose securities that their research indicates have the strongest potential to meet the Fund's objective. The Investment Manager integrates financial and non-financial considerations in its assessment of a prospective investment. In selecting the Fund's investments, the Investment Manager assesses prospective investments against various environmental, social and governance ("ESG") factors, depending on the sector of the investee company, for example:

- Environmental factors, such as a company's environmental practices, greenhouse gas emissions and energy efficiency initiatives.
- Social factors such as a company's approach to community relations, occupational health and safety and reliability and pricing of services.
- Governance factors such as the governance structure of the company, management incentives and the Fund's alignment with management, board and other shareholders of the company.

These ESG factors are used to inform the Investment Manager's wider assessment of the value and financial attractiveness of each potential investment and exposures are adjusted accordingly. In addition, the Investment Manager assesses an investment's ESG credentials both at the point of proposed investment and in terms of projected credentials in 5 years' time, allowing the Investment Manager to identify investments which are expected to improve ESG credentials over time. The Investment Manager also uses the results of these assessments to inform its strategy for engagement with companies included in the portfolio.

The Fund will not invest in:

- Companies that derive a significant amount of their revenues (10% or more) from the extraction or production of fossil fuels.
- Companies involved in the production, sale or distribution of dedicated and key components of anti-personnel mines and cluster munitions.
- Companies in the following non-infrastructure sectors: mining, explosives, alcohol and gambling.
- Companies that generate more than 5% of their revenues from tobacco.

You may request the sale of your shares in the Fund on any UK business day.

The income received from the Fund's investments is accumulated and included in the value of the shares.

For further information on the Objectives and Investment Policy of the Fund, please refer to the "Investment Objectives and Policies of the Funds" section of the current prospectus of Franklin Templeton Funds.

### Terms to Understand

**Shares of companies (equities):** Securities that represent an ownership stake in a company.

**Transferable securities:** investments such as shares or debt that can be bought and sold between investors.

### Risk and Reward Profile



#### What does this indicator mean and what are its limits?

This indicator is designed to provide you with a measure of the price movement of this share class based on historical behavior.

Historical data may not be a reliable indication of the future risk profile of the Fund. The category shown is not guaranteed to remain unchanged and may shift over time.

The lowest category does not mean risk free.

As the share class has no sufficient historical data available, simulated data based on a representative portfolio model or benchmark have been used

instead.

#### Why is the Fund in this specific category?

The Fund does not offer any capital guarantee or protection and you may not get back the amount invested. The Fund is in its risk/reward category because a concentrated investment (the fund holds fewer investments than many other funds) in shares of infrastructure companies from various countries and sectors have historically been subject to relatively large fluctuations in value. As a result, the performance of the Fund can fluctuate considerably over time.

#### Risks materially relevant not adequately captured by the indicator:

**Derivative Instruments risk:** the risk of loss in an instrument where a small change in the value of the underlying investment may have a larger impact on the value of such instrument. Derivatives may involve additional liquidity, credit and counterparty risks.

**Emerging markets risk:** the risk related to investing in countries that have less developed political, economic, legal and regulatory systems, and that may be impacted by political/economic instability, lack of liquidity or



transparency, or safekeeping issues.

**Equity risk:** prices of equities may be affected by factors such as economic, political, market, and issuer-specific changes. Such changes may adversely affect the value of the equities regardless of company-specific performance.

**Foreign Currency risk:** the risk of loss arising from exchange-rate

fluctuations or due to exchange control regulations.

For a full discussion of all the risks applicable to this Fund, please refer to the "Risk Factors" section of the current prospectus of Franklin Templeton Funds.

## Charges

The charges you pay are used to pay the costs of running the Fund, including the costs of marketing and distributing it. These charges reduce the potential growth of your investment.

### One-off charges taken before or after you invest

Entry charge	0.00%
Exit charge	0.00%
<i>This is the maximum that might be taken out of your money before it is invested.</i>	

### Charges taken from the Fund over a year

Ongoing charges	0.82%
-----------------	-------

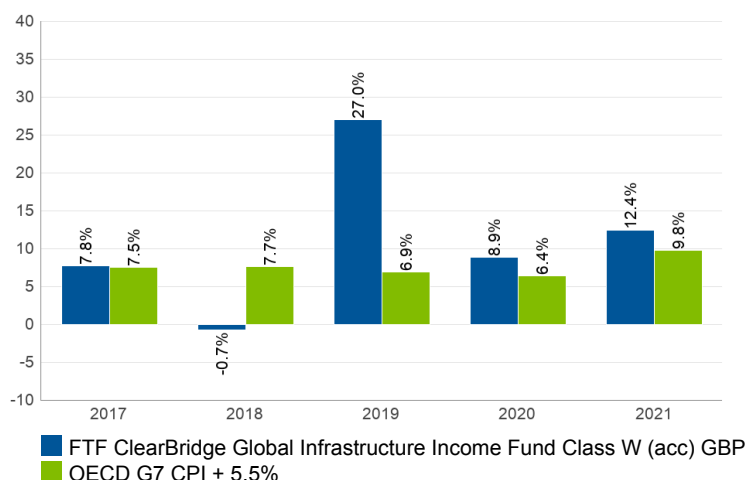
### Charges taken from the Fund under certain specific conditions

Performance fee	Not applicable
-----------------	----------------

The ongoing charges shown here are an estimate of the charges. We have used estimated figures as under current applicable rules we are not allowed to calculate ongoing charges for share classes with less than 12 months of data. The UCITS' annual report for each financial year will include detail on the exact charges made.

For detailed information about charges, please refer to the "Fees and Charges" section of the current prospectus of Franklin Templeton Funds.

## Past Performance



- Past performance is not a guide to future performance.
- The past performance shown here includes all the ongoing charges.
- Past performance is calculated in GBP.
- The Fund was launched in 2022.
- The FTF ClearBridge Global Infrastructure Income Fund was launched on 16 September 2022 to receive the assets of FTF ClearBridge Global Infrastructure Income Fund, a sub-fund of Franklin Templeton Funds II (the "merging fund"). Past performance from the start of the performance chart up until the launch date is simulated based on the past performance of the Class X Acc. GBP in the merging fund.

## Practical Information

- The Depositary of Franklin Templeton Funds is The Bank of New York Mellon (International) Limited.
- You can obtain further information about the Fund, copies of its prospectus and the latest annual and semi-annual reports of Franklin Templeton Funds from the website [www.franklintempleton.co.uk](http://www.franklintempleton.co.uk) or free of charge from Franklin Templeton Fund Management Limited, Cannon Place, 78 Cannon Street, London EC4N 6HL or your financial adviser. These documents are each available in English.
- The latest prices and other practical information on the Fund (including information about the other share classes of the Fund) are available from Franklin Templeton Fund Management Limited, Cannon Place, 78 Cannon Street, London EC4N 6HL or [www.franklintempleton.co.uk](http://www.franklintempleton.co.uk).
- Please note that the United Kingdom taxation regime may have an impact on your personal tax position. Please consult your financial or tax adviser before deciding to invest.
- Franklin Templeton Fund Management Limited may be held liable solely on the basis of any statement contained in this document that is misleading, inaccurate or inconsistent with the relevant parts of the prospectus of the Fund.
- The present Fund is a sub-fund of Franklin Templeton Funds. The prospectus and the annual and semi-annual reports refer to all sub-funds of Franklin Templeton Funds. All sub-funds of Franklin Templeton Funds have segregated assets and liabilities. As a result, each sub-fund is operated independently from each other.
- You may exchange shares with another sub-fund of Franklin Templeton Funds as further described in the prospectus.
- The details of the up-to-date remuneration policy, including, but not limited to, a description of how remuneration and benefits are calculated, the identity of persons responsible for awarding the remuneration and benefits including the composition of the remuneration committee, are available at [www.franklintempleton.co.uk](http://www.franklintempleton.co.uk) and a paper copy can be obtained free of charge.



# Goldman Sachs India Equity Portfolio (the “Portfolio”)

## Class I Shares (GBP)

(ISIN: LU1268608111)

## a sub-fund of Goldman Sachs Funds (the “Fund”)

The Portfolio is managed by Goldman Sachs Asset Management Fund Services Limited (the “Manager”), part of Goldman Sachs group of companies.


## Key Investor Information

This document provides you with key investor information about this fund. It is not marketing material. The information is required by law to help you understand the nature and the risks of investing in this fund. You are advised to read it so you can make an informed decision about whether to invest.

## Objectives and Investment Policy

- The Portfolio seeks to provide capital growth over the longer term.
- The Portfolio will mostly hold shares or similar instruments relating to Indian companies. Such companies are either based in or earn most of their profits or revenues from India. The Portfolio may also invest in companies which are based anywhere in the world.
- The Portfolio will not invest more than one-third of its assets in bonds issued by corporate or government entities, convertibles (securities that can be converted into other types of securities), money market instruments and non-share related instruments.
- The Portfolio may use derivatives for efficient portfolio management purposes, to help manage risks and for investment purposes in order to seek to increase return. A derivative instrument is a contract between two or more parties whose value depends on the rise and fall of other underlying assets.
- Shares in the Portfolio may be redeemed daily (on each business day) on demand.
- The Portfolio is actively managed and references the MSCI India IMI Index (Net TR) (GBP) (the “Benchmark”) for the purposes of setting discretionary internal risk thresholds which may reference deviations from the Benchmark.
- The Investment Adviser has full discretion over the composition of the assets in the Portfolio. While the Portfolio will generally hold assets that are components of the Benchmark, it can invest in such components in different proportions, and it can hold assets which are not components of the Benchmark. Therefore returns may deviate materially from the performance of the specified reference Benchmark.
- As part of its investment process, the Investment Adviser will implement a multi-strategy approach to ESG which may consist of the application of exclusionary screens and the integration of ESG factors alongside traditional factors.
- Income (net of expenses) is distributed on an annual basis.
- The Portfolio currency is USD. The share class currency is GBP.
- **For full investment objective and policy details see the Prospectus.**

## Risk and Reward Profile



This risk profile is based on historical data and may not be a reliable indication of the future risk profile of the Portfolio. The risk category shown is not guaranteed and may change over time. The lowest category does not mean risk free. It is possible that a portfolio stated to have a lower risk profile may in fact fall in value more than a portfolio with a higher risk profile.

The Portfolio is in category 6 as it mostly invests in emerging market shares and similar instruments which typically experience higher levels of price fluctuations than those in developed markets.

The capital is not guaranteed.

### Other Material Risks:

- **Market risk** - the value of assets in the Portfolio is typically dictated by a number of factors, including the confidence levels of the market in which they are traded.
- **Operational risk** - material losses to the Portfolio may arise as a result of human error, system and/or process failures, inadequate procedures or controls.
- **Liquidity risk** - the Portfolio may not always find another party willing to purchase an asset that the Portfolio wants to sell which could impact the Portfolio's ability to meet redemption requests on demand.
- **Exchange rate risk** - changes in exchange rates may reduce or increase the returns an investor might expect to receive independent of the performance of such assets. Hedging of this risk may not be fully effective and may increase other risks (e.g. derivative risk).
- **Custodian risk** - insolvency, breaches of duty of care or misconduct of a custodian or sub-custodian responsible for the safekeeping of the Portfolio's assets can result in loss to the Portfolio.

- **Derivatives risk** - derivative instruments are highly sensitive to changes in the value of the underlying asset that they are based on. Certain derivatives may result in losses greater than the amount originally invested.
- **Counterparty risk** - a party that the Portfolio transacts with may fail to meet its obligations which could cause losses.
- **Emerging markets risk** - emerging markets are likely to bear higher risk due to lower liquidity and possible lack of adequate financial, legal, social, political and economic structures, protection and stability as well as uncertain tax positions.
- **Sustainability risk** - an environmental, social or governance event or condition that could cause the value of the portfolio to go down. Examples of sustainability risks include physical environmental risks, climate change transition risks, supply chain disruptions, improper labour practices, lack of board diversity and corruption.
- **For more detailed information on the risks associated with an investment in the Portfolio, please refer to the section in the Prospectus entitled “Risk Considerations” and discuss with your professional advisers.**

## Charges

The charges you pay are used to pay the cost of running the Portfolio, including the costs of marketing and distributing it. These charges reduce the potential growth of your investment.

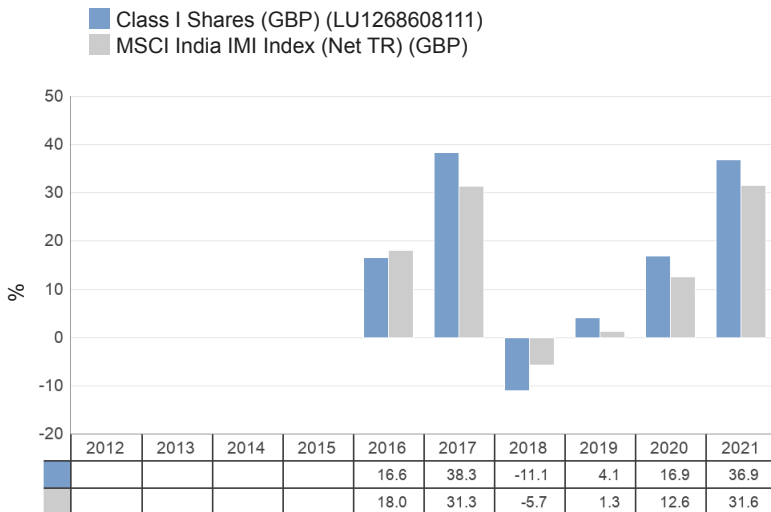
One-off charges taken before or after you invest	
Entry charge	none
Exit charge	none
This is the maximum that might be taken out of your money before it is invested / before the proceeds of your investment are paid out.	
Charges taken over a year	
Ongoing charges	0.98%
Charges taken under certain specific conditions	
Performance fee	none

Where applicable, the entry and exit charges shown are maximum figures and in some cases you might pay less - please contact your professional advisers for more information.

The ongoing charges figure is based on expenses for the year ending November 2021. This figure may vary from year to year. It excludes transaction costs (including taxes and brokerage commissions) and any borrowing costs, which are payable from the assets of the Portfolio and may impact returns on your investment, and performance fees (where applicable).

**For more information about charges, please refer to the Fund's Prospectus, section entitled "Fees and Expenses" and the relevant supplement for the Portfolio.**

## Past Performance



The Portfolio was launched in March 2008. The share class was launched in August 2015.

Where applicable, past performance has been calculated in GBP and is expressed as a percentage change of the Portfolio's Net Asset Value at each year end (net of all fees). Where past performance is not shown there is insufficient data to provide a useful indication of past performance.

Please be aware that past performance is not indicative of future performance which may vary.

## Practical Information

**Depositary:** State Street Bank International GmbH Luxembourg Branch

**Further Information:** The Prospectus, annual and semi-annual reports and latest share price are available free of charge from the Fund's registered office, the Manager, administrator or the Portfolio's distributors. The Prospectus is available in English, French, German, Italian and Spanish.

This document is for a single Portfolio of the Fund and the Prospectus, annual and semi-annual reports is for the entire Fund.

The Fund is an investment company with segregated liability between portfolios under Luxembourg law. Therefore, the assets of the Portfolio you have invested in should not be used to pay the liabilities of other portfolios. However, this has not been tested in other jurisdictions.

**Switching between Portfolios:** Shares are available in other share classes and in other currencies as may be specified in the Prospectus. Shareholders may apply for their shares in any share class of any portfolio to be converted into any share class of another portfolio, subject to the conditions set out in the Prospectus (charges may apply).

**Liability Statement:** The Fund may be held liable solely on the basis of any statement contained in this document that is misleading, inaccurate or inconsistent with the relevant parts of the Prospectus for the Fund.

**Tax Legislation:** This Portfolio's investments may be subject to tax in the countries in which it invests. In addition, this Portfolio is subject to the tax law and regulation of Luxembourg which may have an impact on your personal tax position and impact your investment. For further details, please speak to your professional advisers.

**Remuneration Policy:** Details of the up-to-date remuneration policy of the Manager, including, but not limited to, a description of how the remuneration and benefits are determined and governed by the Manager, are available at <https://www.gsam.com/sm/remunerationpolicy> and a paper copy is made available free of charge upon request.

## Key Investor Information

This document provides you with key investor information about this Fund. It is not marketing material. The information is required by law to help you understand the nature and the risks of investing in this Fund. You are advised to read it so you can make an informed decision about whether to invest.

# European Index Fund

a sub-fund of HSBC Index Tracker Investment Funds, (the "OEIC");  
managed by HSBC Global Asset Management (UK) Limited

Class: Accumulation C  
ISIN: GB00B80QGH28

**Explanations of terms shown within the objectives and policy in bold, can be found within the glossary on our website: <http://www.assetmanagement.hsbc.com>.**


## Objectives and Investment Policy

- The Fund aims to provide **growth** over the long term, which is a period of 5 years or more, by tracking the performance of the FTSE Developed Europe excluding UK Index (the "Index").
- The Index is made up of large and medium sized companies covering developed markets in Europe excluding the UK.
- The Fund will invest directly in shares (**equities**) of all of the companies that make up the Index and in the same or very similar proportions in which they are included in the Index.
- However, there may be circumstances when it is not possible or practical for the Fund to invest in shares of all the companies of the Index. The Fund may not invest in all the companies of the Index to manage transaction costs or to reflect market conditions, regulations or HSBC's banned weapons policy.
- The Fund may hold cash and other funds, including funds managed by the **HSBC Group**, to manage day-to-day cash flow requirements.
- The anticipated **tracking error** for the Fund is expected to be up to 0.20%.

### Use of derivatives

- The Fund may invest in different types of **derivatives** for **efficient portfolio management**, including **hedging**. In particular the Fund may use **derivatives** to help it manage cash flows and dividend payments with the aim of generating **returns** that are consistent with the Index. The use of **derivatives** will be consistent with the risk profile of the Fund.
- Income is reinvested.
- You may sell your investment on any business day by contacting the administrator before the dealing deadline at 12pm.
- Recommendation: this Fund may not be appropriate for investors who plan to withdraw their money within a period of 5 years.

## Risk and Reward Profile



The risk and reward indicator is based on historical data and may not be a reliable indication of the future risk profile of the Fund.

The risk and reward category shown is not guaranteed to remain unchanged and may shift over time. The lowest category does not mean a risk-free investment.

### Why is this Fund in this specific category?

This Fund is classified in category 6 because its price or simulated data has shown high fluctuations historically.

### Material risks not fully captured by the Risk and Reward Indicator:

- Counterparty Risk** The possibility that the counterparty to a transaction may be unwilling or unable to meet its obligations.
- Derivatives Risk** Derivatives can behave unexpectedly. The pricing and volatility of many derivatives may diverge from strictly

reflecting the pricing or volatility of their underlying reference(s), instrument or asset.

- Exchange Rate Risk** Changes in currency exchange rates could reduce or increase investment gains or investment losses, in some cases significantly.
- Index Tracking Risk** To the extent that the Fund seeks to replicate index performance by holding individual securities, there is no guarantee that its composition or performance will exactly match that of the target index at any given time ("tracking error").
- Investment Leverage Risk** Investment Leverage occurs when the economic exposure is greater than the amount invested, such as when derivatives are used. A Fund that employs leverage may experience greater gains and/or losses due to the amplification effect from a movement in the price of the reference source.
- Liquidity Risk** Liquidity is a measure of how easily the Fund's holdings can be quickly converted to cash. The value of the Fund's holdings may be significantly impacted by liquidity risk during adverse market conditions.
- Operational Risk** Operational errors may affect transactions, valuation, accounting, financial reporting and other processes relating to the Fund.

## Charges

The charges you pay are used to pay the running costs of the Fund, including the marketing and distribution costs. These charges reduce the potential growth of the investment.

### One-off charges taken before or after you invest

Entry charge	0.00%
Exit charge	0.00%

This is the maximum that might be taken out of your money before it is invested or before the proceeds of your investment are paid out.

### Charges taken from the Fund over a year

Ongoing charge	0.06%
----------------	-------

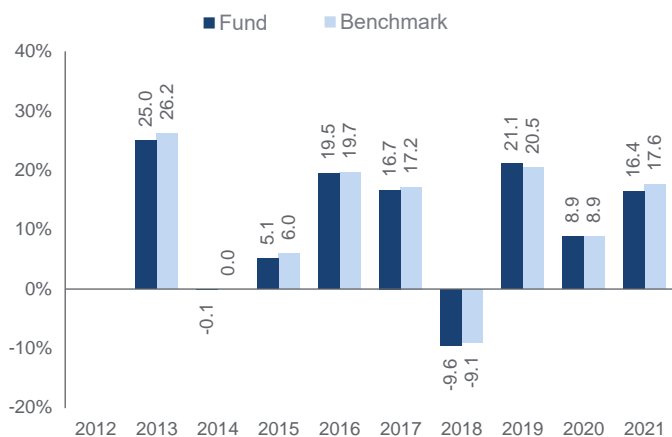
### Charges taken from the Fund under certain specific conditions

Performance fee	None
-----------------	------

- The entry and exit charges shown are the maximum that may be charged. In some cases you may pay less. You can obtain the actual charges from your financial adviser.
- A conversion charge may be payable.
- The ongoing charges figure is based on last year's expenses for the year ending 15/11/2021. Charges may vary from year to year.

Further information on Charges can be found in the "Fees and Expenses" section of the Fund's Prospectus.

## Past Performance



- Warning: the performance returns before the change in investment objective(s) on 01 March 2013 were achieved under circumstances that no longer apply.
- Past performance is not a guide to future performance; the value of your investment and any income from it can go down as well as up.
- Performance returns are based on the net asset value with distributable income reinvested. Past performance takes account of all ongoing charges but not entry, exit or conversion charges.
- The past performance of this share class is calculated in GBP.
- The performance of the Fund is shown against the performance of the FTSE Developed Europe ex UK Index.
- Historically the benchmark has been: FTSE All World Developed Europe ex UK Gross from launch until 28/02/2013.
- The Fund was launched on 14 January 1989.

## Practical Information

### Depository

State Street Trustees Limited.

### Further information

Further information about the OEIC including the latest Prospectus, latest published prices of shares, annual report and half yearly report may be obtained free of charge, in English, from the Administrator, HSBC Global Asset Management (UK) Limited, Sunderland SR43 4BF or by visiting [www.assetmanagement.hsbc.com](http://www.assetmanagement.hsbc.com). The most recent Prospectus is available in English. This document describes a single share class of the OEIC. The Prospectus, annual and half yearly reports are prepared for the entire OEIC.

### Share classes

Other share classes are available, as detailed in the Prospectus. It is possible to convert your shares into a different share class or switch your shares into a different Fund within the OEIC. Details of how to do this are in the Prospectus (please note an initial charge may apply).

### Remuneration Policy

The Remuneration Policy of the Authorised Corporate Director, which describes the remuneration practices and governance arrangements for UCITS and AIFMD Authorised entities, is available at [www.assetmanagement.hsbc.com](http://www.assetmanagement.hsbc.com) (please select "About Us" then "Our Governance" then "Remuneration Practices and Governance Arrangements for UCITS and AIFMD Authorised Entities") or on request free of charge from the Administrator.

### Tax

UK tax legislation may have an impact on your personal position.

### Management Company

HSBC Global Asset Management (UK) Limited, the Authorised Corporate Director, may be held liable solely on the basis of any statement contained in this document that is misleading, inaccurate or inconsistent with the relevant parts of the Prospectus for the OEIC.

### Segregated liability

The OEIC is an umbrella investment company with segregated liability between Funds. This means that the holdings of one Fund are kept separate from the holdings of the other Funds and your investment in the Fund cannot be used to pay the liabilities of any other Fund.

The Fund is authorised in the United Kingdom and regulated by the Financial Conduct Authority. HSBC Global Asset Management (UK) Limited is authorised in the United Kingdom and regulated by the Financial Conduct Authority.

This key investor information is accurate as at 02 February 2022.

# Key Investor Information

This document provides you with key investor information about this Fund. It is not marketing material. The information is required by law to help you understand the nature and the risks of investing in this Fund. You are advised to read it so you can make an informed decision about whether to invest.

## HSBC Global Funds ICAV - China Government Local Bond Index Fund

a sub-fund of HSBC Global Funds ICAV, (the "UCITS");  
managed by HSBC Investment Funds (Luxembourg) S.A.

Class: SCHGBP  
ISIN: IE000ITR68Z1

## Objectives and Investment Policy

### Investment Objective:

The Fund aims to provide regular income and capital growth by tracking as closely as possible the performance of the Bloomberg China Treasury + Policy Bank Index (total return) (the Index).

### Investment Policy:

The Index is comprised of Renminbi (CNY) denominated treasury bonds that are listed on China Interbank Bond Market. The currency of the Index is US dollars (USD) and returns are unhedged.

The Index includes fixed-rate government and policy bank bonds with a minimum outstanding amount of at least CNY 5 billion, and a maturity of at least one year.

The Fund is passively managed and invests in, or gain exposure to CNY bonds all of which are Index constituents. If the overall portfolio matches the characteristics of the Index, the Fund can also invest outside of the Index; into securities which are expected to provide similar performance and risk characteristics to certain Index constituents, or that were or will be Index constituents.

The Fund may invest in cash and money market instruments, may invest up to 10% of its assets in funds for efficient portfolio


management purposes, may invest up to 100% of its assets in non-investment grade bonds.

The Fund may invest more than 10% and up to 100% of its assets in government bonds issued by a single government issuer (the People's Republic of China) which may be non-investment Grade; and may invest up to 20% in securities issued by the same non-government issuer. In exceptional market conditions this limit may be increased to 35%.

The Fund may also invest in derivatives for hedging and efficient portfolio management purposes (such as to manage risk and costs, or to generate additional capital or income).

- ◆ The Fund may enter into securities lending transactions for up to 30% of its assets. However, this is not expected to exceed 25%.
- ◆ The reference currency of your shares is GBP. Your shares seek to hedge the currencies of denomination of the underlying portfolio assets to GBP.
- ◆ Income is reinvested.
- ◆ You may sell your investment on most working days.
- ◆ Recommendation: this Fund may not be appropriate for investors who plan to withdraw their money within a period of 3 years.

## Risk and Reward Profile



The risk and reward indicator is based on historical data and may not be a reliable indication of the future risk profile of the Fund.

The risk and reward category shown is not guaranteed to remain unchanged and may shift over time. The lowest category does not mean a risk-free investment.

### Why is this Fund in this specific category?

This Fund is classified in category 3 because its price or simulated data has shown low to medium fluctuations historically.

### Material risks not fully captured by the Risk and Reward Indicator:

- ◆ **Counterparty Risk** The possibility that the counterparty to a transaction may be unwilling or unable to meet its obligations.
- ◆ **Credit Risk** A bond or money market security could lose value if the issuer's financial health deteriorates.
- ◆ **Default Risk** The issuers of certain bonds could become unwilling or unable to make payments on their bonds.

- ◆ **Emerging Markets Risk** Emerging markets are less established, and often more volatile, than developed markets and involve higher risks, particularly market, liquidity and currency risks.
- ◆ **Exchange Rate Risk** Changes in currency exchange rates could reduce or increase investment gains or investment losses, in some cases significantly.
- ◆ **Index Tracking Risk** To the extent that the Fund seeks to replicate index performance by holding individual securities, there is no guarantee that its composition or performance will exactly match that of the target index at any given time ("tracking error").
- ◆ **Interest Rate Risk** When interest rates rise, bond values generally fall. This risk is generally greater the longer the maturity of a bond investment and the higher its credit quality.
- ◆ **Investment Leverage Risk** Investment Leverage occurs when the economic exposure is greater than the amount invested, such as when derivatives are used. A Fund that employs leverage may experience greater gains and/or losses due to the amplification effect from a movement in the price of the reference source.
- ◆ **Liquidity Risk** Liquidity Risk is the risk that a Fund may encounter difficulties meeting its obligations in respect of financial liabilities that are settled by delivering cash or other financial assets, thereby compromising existing or remaining investors.
- ◆ **Operational Risk** Operational risks may subject the Fund to errors affecting transactions, valuation, accounting, and financial reporting, among other things.

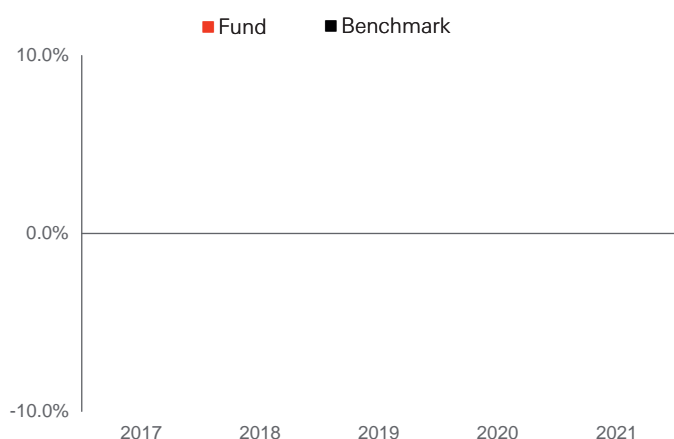


## Charges

The charges you pay are used to pay the running costs of the Fund, including the marketing and distribution costs. These charges reduce the potential growth of the investment.

One-off charges taken before or after you invest	
Entry charge	0.00%
Exit charge	0.00%
This is the maximum that might be taken out of your money before it is invested or before the proceeds of your investment are paid out.	
Charges taken from the Fund over a year	
Ongoing charge	0.33%
Charges taken from the Fund under certain specific conditions	
Performance fee	None

## Past Performance



- ◆ The entry and exit charges shown are the maximum that may be charged. In some cases you may pay less. You can obtain the actual charges from your financial adviser.
- ◆ A conversion charge of up to 1.00% of the Net Asset Value of the Shares which are being converted may be payable to the relevant distributor.
- ◆ The ongoing charges figure shown here is an estimate of the charges as the share class has not been priced for a full financial year. The UCITS' annual report for each financial year will include detail on the exact charges made.

Further information on Charges can be found in the "Charges and Expenses" section of the Fund's Prospectus.

- ◆ Past performance is not a guide to future performance; the value of your investment and any income from it can go down as well as up.
- ◆ Performance returns are based on the net asset value with distributable income reinvested. Past performance takes account of all ongoing charges but not entry, exit or conversion charges.
- ◆ The past performance of this share class is calculated in GBP.
- ◆ The investment benchmark for the Fund is the Bloomberg China Treasury + Policy Bank Index (total return).
- ◆ Historically the benchmark has been: Bloomberg Barclays China Treasury and Policy Bank 9% Capped Bond Index (Total Return) from launch until 14/10/2021.
- ◆ The Fund was launched on 28 October 2019.
- ◆ Insufficient data is available to provide past performance figures.

## Practical Information

### Depository

HSBC Continental Europe.

### Further information

Further information about the UCITS including the Prospectus, the most recent annual and semi-annual reports of the UCITS and the latest prices of shares, may be obtained free of charge, in English, from the Administrator by emailing [ifsinvestorqueries@hsbc.com](mailto:ifsinvestorqueries@hsbc.com), or by visiting [www.global.assetmanagement.hsbc.com](http://www.global.assetmanagement.hsbc.com).

This document describes a single sub-fund of the UCITS. The Prospectus, annual and semi-annual reports are prepared for the entire UCITS.

### Share classes

It is possible to switch your shares into shares of a different share class or sub-fund within the ICAV. Details of how to do this are in the "How to convert between sub-funds / Classes" section of the Prospectus.

### Remuneration Policy

The up-to-date remuneration policy of the Management Company, including a description of how remuneration and benefits are determined, is available

at <http://www.global.assetmanagement.hsbc.com/luxembourg>. A paper copy is available free of charge from the Management Company.

### Tax

The Fund is subject to Irish tax regulations. This may have an impact on your personal tax position.

### Management Company

HSBC Investment Funds (Luxembourg) S.A. may be held liable solely on the basis of any statement contained in this document that is misleading, inaccurate or inconsistent with the relevant parts of the Prospectus.

### Segregated liability

HSBC Global Funds ICAV is an open-ended umbrella type Irish collective asset-management vehicle with limited liability and segregated liability between sub-funds incorporated under the laws of Ireland. This means that the holdings of one sub-fund are kept separate from the holdings of the other sub-funds and your investment in the Fund cannot be used to pay the liabilities of any other sub-fund.

The Fund is authorised in Ireland and regulated by the Central Bank of Ireland (CBI).

This key investor information is accurate as at 26 May 2022.



# Key Investor Information

This document provides you with key investor information about this fund. It is not marketing material. The information is required by law to help you understand the nature and the risks of investing in this fund. You are advised to read it so you can make an informed decision about whether to invest.

## Legal & General Global 100 Index Trust Class I Accumulation - ISIN: GB00B0CNH056

The authorised fund manager of the Fund is Legal & General (Unit Trust Managers) Limited (the "**Manager**").

### OBJECTIVES AND INVESTMENT POLICY

- The objective of the Fund is to provide growth by tracking the capital performance of the S&P Global 100 Index, (the "Benchmark Index"). This objective is after the deduction of charges and taxation.
  - The Benchmark Index is comprised of the top 100 shares in companies of major importance across all geographical areas accordance with the index provider's methodology.
  - The Fund seeks to replicate the Benchmark Index and its investments will closely match those that make up the Benchmark Index.
  - The Fund will have at least 90% exposure to assets that are included in the Benchmark Index.
  - The Fund may also invest in shares which are reasonably expected to become part of the Benchmark Index in the near future or are an alternative to a constituent of the Benchmark Index, money market instruments (such as treasury bills), cash, deposits and collective investment schemes, including those managed or operated by the Manager or an associate of the Manager.
  - The Fund may use derivatives (contracts which have a value linked to the price of another asset) to:
    - reduce risk or cost; or
    - generate additional capital or income with no, or an acceptably low, level of risk.
- Other information:**
- The Fund is passively managed as it tracks the Benchmark Index.
  - Your units will be accumulation units. Income from the Fund's investments (dividends) will be reinvested back into the value of your units.
  - You can buy or sell units in this Fund on any business day. You need to contact us with your instruction before 3.00pm. This is the time we calculate unit prices for this Fund. If you contact us after 3.00pm, the units will be bought or sold at the next business day's price.
  - The Fund's base currency is denominated in sterling (British pounds).
  - This Fund may be suitable for investors looking for growth by tracking the top 100 shares in companies of major importance across all geographical areas as represented by the Benchmark Index.
  - Although investors can take their money out at any time, this Fund may not be appropriate for those who plan to withdraw their money within five years.
  - This Fund is not designed for investors who cannot afford more than a minimal loss of their investment.
  - If you do not understand this document we recommend you seek additional information to help you decide if this Fund is right for you.

### RISK AND REWARD PROFILE

Lower risk ← → Higher risk  
Potentially lower rewards Potentially higher rewards

1	2	3	4	5	6	7
---	---	---	---	---	---	---

- The Risk and Reward Indicator table demonstrates where the Fund ranks in terms of its potential risk and reward. The higher the rank the greater the potential reward but the greater the risk of losing money. It is not guaranteed to remain the same and may change over time. It is based on historical data and may not be a reliable indication of the future risk profile of the Fund. The shaded area in the table above shows the Fund's ranking on the Risk and Reward Indicator.
- The Fund is in category 5 because it invests in company shares which are sensitive to variations in the stock market. The value of company shares can

change substantially over short periods of time. Company shares are generally considered to be higher risk investments than bonds or cash.

- Even a fund in the lowest category is not a risk free investment.
- The value of your investment may fall as well as rise and is not guaranteed. You might get back less than you invest.

Further information on the risks of investing in this fund is contained in the Prospectus available at [www.legalandgeneral.com/reports](http://www.legalandgeneral.com/reports).

The risk and reward indicator may not take account of the following risks of investing in the Fund:

- The Fund could lose money if any institutions providing services such as acting as counterparty to derivatives or other instruments, becomes unwilling or unable to meet its obligations to the Fund.
- Derivatives are highly sensitive to changes in the value of the asset on which they are based and can increase the size of losses and gains.
- The Fund may have underlying investments that are valued in currencies that are different from GBP. Exchange rate fluctuations will impact the value of your investment. Currency hedging techniques may be applied to reduce this impact but may not entirely eliminate it.



## CHARGES

The charges you pay are used to pay the costs of running the Fund, including the costs of marketing and distributing it. These charges reduce the potential return from your investment.

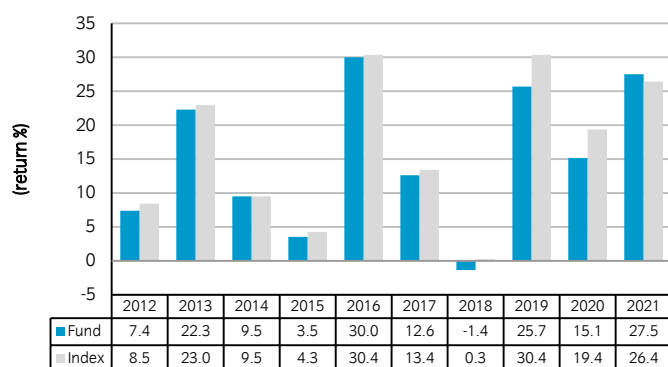
One-off charges taken before or after you invest	
Entry charge	0.00%
Exit charge	0.00%
This is the maximum that might be taken out of your money before it is invested.	
The price for buying and selling units is subject to a Dilution Adjustment See opposite.	
Charges taken from the fund over a year	
Ongoing charge	0.14%
Charges taken from the fund under certain specific conditions	
Performance fee	None

- There are no entry or exit charges.
- The ongoing charges figure is based on the latest available expenses at January 2022. This figure may vary from year to year.
- This Fund's ongoing charges include any charges made by any other funds it may invest in. They exclude portfolio transaction costs.
- The ongoing charges are taken from the income of the Fund.

### Other costs:

- **Dilution Adjustment:** on any day, the prices for buying or selling units in this Fund are the same. The Fund manager calculates a single price for this Fund based on the mid-point between the buying and selling prices of the Fund's assets. In certain circumstances, the Fund manager can adjust this price to account for whether there is more money going into or coming out of the Fund. This is called a 'dilution adjustment'. This can vary but as an example for this Fund we estimate 0.09% for purchases and 0.05% for sales at 02 February 2022. The amount of the dilution adjustment may differ in future.
- For more information about charges and costs, please see the charges and expenses section in the Fund's Prospectus, or visit our website at [legalandgeneral.com/chargesandfees](http://legalandgeneral.com/chargesandfees).

## PAST PERFORMANCE



- Past performance is not a guide to future performance.
- The figures for the Fund take into account the ongoing charges and assume income (after any tax) is reinvested.
- The performance has been calculated in Sterling (British Pounds).
- The Fund will not replicate the performance of the Benchmark Index perfectly due to the expenses, tax and transaction costs incurred by the Fund, which are not included in the Benchmark Index.
- The annual return is for a 12 month period ending 31 December.
- The Fund launched in 2002.
- This unit class launched in 2005.

## PRACTICAL INFORMATION

- The trustee and depositary is Northern Trust Investor Services Limited.
- You can obtain further information about the Fund including copies of its prospectus and the latest annual and semi-annual reports at [www.legalandgeneral.com/reports](http://www.legalandgeneral.com/reports). Paper copies of these documents are also available free of charge in English from Legal & General Investments, PO Box 6080, Wolverhampton WV1 9RB.
- Investors can get other practical information, including the latest prices, dilution adjustment and details of any other unit classes that are available, by calling us on **0370 050 0955** Monday to Friday between 9:00a.m. to 5:00p.m. Call charges will vary.
- This Fund is subject to the tax legislation of the United Kingdom, which may have an impact on each investor's personal tax position.
- The Manager may be held liable solely on the basis of any statement contained in this document that is misleading, inaccurate or inconsistent with the relevant parts of the Prospectus for the Fund.
- Details of our Remuneration Policy including our Remuneration Committee and how remuneration and benefits are calculated can be accessed from [www.lgim.com/remuneration](http://www.lgim.com/remuneration). A paper copy is also available free of charge upon request.

# Key Investor Information

This document provides you with the key investor information about this fund. It is not marketing material. The information is required by law to help you understand the nature and the risks of investing in this fund. You are advised to read it so you can make an informed decision about whether to invest.

## LF Ruffer Diversified Return Fund, I Accumulation, a fund within LF Ruffer Managed Funds (ISIN: GB00BMWQLQW82)

The fund is managed by Link Fund Solutions Limited.

### Objective and investment policy

#### Objective

To achieve a positive return (an increase in value of the fund) with a focus on capital preservation in all market conditions after all costs and charges have been taken, over any 12 month period.

There is no guarantee that the objective will be met over any time period and you may get back less than you invest.

#### Investment Policy

To invest globally, including emerging markets (which are countries whose economies are progressing towards becoming advanced) in the following asset classes: equities (company shares), bonds (loans to either a company or government that usually pay interest), alternative investments (property and precious metals), money market instruments (which are short term loans that pay interest) and cash. As part of the equity exposure, the fund may invest in Investment Trusts. Investment in open-ended funds is limited to 10% of total assets by value.

The Investment Manager seeks to create a balanced portfolio by investing in both protective assets, such as bonds, derivatives and cash, and growth assets, such as equities. The Investment Manager seeks to identify opportunities where the potential rewards outweigh the potential risks through analysis of a company's markets, product/service offering, competitive position, financial strength and competence of its management.

Other features of the fund:

- The fund is actively managed. The Investment Manager uses its expertise to select investments for the fund and has the discretion to invest without the need to adhere to a particular benchmark.
- The fund may invest in other funds (including those managed by the Manager, the Investment Manager and their associates).
- The fund will not invest directly in alternative assets, but by using for example other funds.
- The fund can invest across different geographic regions, industry sectors and market capitalisations without limitation.
- You can buy and sell shares in the fund on each business day.
- Income from the fund will be added to the value of your investment.
- Derivatives (whose value is linked to that of another investment, e.g company shares, currencies) may be used for investment purposes and to manage the risk profile of the fund.
- Recommendation: This fund may not be appropriate for investors who plan to withdraw their money within 5 years.

### Risk and reward profile



- This indicator shows how much a fund may have risen and fallen in the past, and therefore how much a fund's returns may have varied. It is a measure of the fund's volatility. As the fund has less than 5 years price history, this calculation incorporates the volatility of an appropriate benchmark index. The higher a fund's past volatility the higher the number on the scale and the greater the risk that investors in that fund may have made losses as well as gains.
- The fund has been classed as 5 because its volatility has been measured as above average.
- This indicator is based on historical data and may not be a reliable indication of the future risk profile of this fund.
- The risk and reward profile shown is not guaranteed to remain the same and may shift over time. The lowest number on the scale does not mean that a fund is risk free.
- Currency Risk: As the fund can be exposed to different currencies, changes in exchange rates may decrease the value of your investment.

- Counterparty Risk: The failure of a firm involved in a transaction with the fund or providing services to the fund may expose the fund to financial loss.
- Derivatives Risk: A derivative may not perform as expected and may create losses greater than its cost.
- Emerging Markets Risk: The fund may invest in emerging markets, which are markets in countries that are developing. Emerging markets may have more political and economic risks than developed markets, resulting in price movements that may cause a loss to the fund.
- Changes in Interest Rate Risk: A rise in interest rates generally cause bond prices to fall.
- Credit Risk: The value of a bond may be affected by its credit rating, the lower the rating the higher the risk of the issuer not paying interest or repaying the loan.
- Liquidity Risk: The fund may invest in assets where, in difficult market conditions, there is an increased risk that a position cannot be bought or sold in a timely manner or at a reasonable price and the Manager may suspend dealing in the fund.
- Alternative Investment Risk: The fund may invest in other investment vehicles to gain indirect exposure to alternative assets such as property and precious metals. Exposure to such investments can involve a higher degree of risk that may increase the risk of investment loss. The performance of such vehicles can be volatile and there is a risk that investors may experience a delay in receiving redemption proceeds.
- For full details of the fund's risks, see prospectus from the address in 'Practical Information' overleaf.

## Charges for this fund

The charges you pay are used to pay the costs of running the fund. These charges reduce the potential growth of your investment.

One-off charges taken before or after you invest	
Entry Charge	None
Exit Charge	None
Charges taken from the fund over the year	
Ongoing Charges	0.93%
Charges taken from the fund under certain specific conditions	
Performance Fee	None

The ongoing charges figure is capped at 0.93% until further notice. This figure may vary from year to year. If the cap was not in place, the uncapped estimated ongoing charges figure would be 0.96% based on fund launch estimates. The ongoing charges are taken from the income of the fund. They exclude portfolio transaction costs, except in the case of an entry/exit charge paid by the fund when buying or selling units in another collective investment undertaking.

You may also be charged a dilution adjustment (an adjustment to cover dealing costs incurred by the fund) on entry to or exit from the fund.

For more information about the dilution adjustment and other charges, please see the prospectus Sections 3.5 & 7, which may be obtained free of charge from the address in 'Practical Information' below.

## Past performance

- Because the share class has less than one calendar year's performance, there is insufficient data to provide a useful indication of past performance.
- The fund was launched in September 2021.
- The share class was launched on 1 September 2021.

## Practical information

LF Ruffer Managed Funds	This key investor information document describes a fund within the LF Ruffer Managed Funds company. The prospectus and periodic reports are prepared for the entire company.
Documents	Copies of the latest Value Assessment report, Prospectus and the Annual and Semi-Annual reports for the LF Ruffer Managed Funds may be obtained from <a href="http://www.linkfundsolutions.co.uk">www.linkfundsolutions.co.uk</a> or by writing to Link Fund Solutions Limited, PO Box 389, Darlington, DL1 9UF. These documents are available in English and are free of charge. Details of Link Fund Solutions' Remuneration Code are available on the website <a href="http://www.linkfundsolutions.co.uk">www.linkfundsolutions.co.uk</a> . This sets out a description of how remuneration and benefits are calculated and the identities of persons responsible for awarding the remuneration and benefits. A paper copy is available free of charge on request.
Prices of shares and further information	The latest published prices of shares in the fund and other information, including how to buy and sell shares are available from <a href="http://www.linkfundsolutions.co.uk">www.linkfundsolutions.co.uk</a> , by calling 0345 601 9610 during normal business hours or by writing to Link Fund Solutions Limited, PO Box 389, Darlington, DL1 9UF.
Right to switch	Subject to any restrictions on the eligibility of investors for a share class, a shareholder in one fund may be able to switch all or some of his shares in one fund for shares in another fund in the company. See the prospectus for full details.
Fund Segregation	LF Ruffer Managed Funds is an umbrella fund with segregated liability between funds. This means that the holdings of this fund are maintained separately under UK law from the holdings of other funds of LF Ruffer Managed Funds and your investment in this fund will not be affected by any claims against another fund of LF Ruffer Managed Funds.
Depositary	The Bank of New York Mellon (International) Limited
Tax	UK tax legislation may have an impact on your personal tax position.
Liability	Link Fund Solutions Limited may be held liable solely on the basis of any statement contained in this document that is misleading, inaccurate or inconsistent with the relevant parts of the prospectus for LF Ruffer Managed Funds.

This fund is authorised in the United Kingdom and regulated by the Financial Conduct Authority. Link Fund Solutions Limited is authorised in the United Kingdom and regulated by the Financial Conduct Authority.

This key investor information is accurate as at 18/02/2022.

This document provides you with key investor information about this fund. It is not marketing material. The information is required by law to help you understand the nature and the risks of investing in this fund. You are advised to read it so you can make an informed decision about whether to invest.

## Rathbone Strategic Bond Fund (I-class)

Fund Manager: Rathbone Unit Trust Management Limited

Accumulation units ISIN: GB00B6ZS2486

Income units ISIN: GB00B6ZS1L87

### Objectives and investment policy

We aim to deliver a greater total return than the Investment Association (IA) Sterling Strategic Bond sector, after fees, over any rolling five-year period. Total return means the return we receive from the value of our investments increasing (capital growth) plus the income we receive from our investments (interest payments). We use the IA Sterling Strategic Bond sector as a target for our fund's return because we aim to achieve a better return than the average of funds that are similar to ours.

We aim to deliver this return with a lower volatility than the IA Sterling Strategic Bond sector. As an indication, the value of our fund should be expected to fluctuate less than the sector. Because we measure volatility over a five-year period, some falls may be larger or smaller over shorter periods of time. We aim to limit the amount of volatility risk our fund can take because we want our investors to understand the risk they are taking compared to funds similar to ours.

We will invest in a mixture of government and corporate bonds, with no restriction on their credit quality. Up to 10% of the fund can be invested directly in contingent convertible bonds. These specialist bonds, typically issued by banks and insurers, are forcibly replaced with shares if the issuer experiences heavy losses. We also use a mixture of specialist funds and direct investment in bonds, with no limits on either. We do, however, have restrictions on how much of our fund can be invested in different types of bonds. These limits are reviewed annually or in response to changes in the market.

Bond types	Min	Base	Max
<b>Government bonds (AAA-C)</b>	<b>5%</b>	<b>50%</b>	<b>90%</b>
UK government bonds	2.5%	12.5%	22.5%
UK inflation-linked government bonds	2.5%	12.5%	22.5%
Global developed government bonds excluding UK	0%	10%	20%
Global emerging government bonds	0%	15%	25%
<b>Investment grade corporate bonds (AAA to BBB-)</b>	<b>0%</b>	<b>35%</b>	<b>55%</b>
UK corporate bonds	15%	25%	35%
Global corporate bonds	0%	10%	20%
<b>High yield corporate bonds (BB+ to C)</b>	<b>0%</b>	<b>15%</b>	<b>35%</b>
Global high yield bonds	5%	15%	25%
Distressed debt	0%	0%	10%

During extreme market conditions we may invest solely in UK government bonds to protect your investment.

At least 80% of the portfolio will be invested in sterling bonds or in overseas assets whose value we have hedged back to sterling. Hedging means we buy a financial instrument to swap the value of these assets into sterling to protect our investment from changes in the price of foreign currencies.

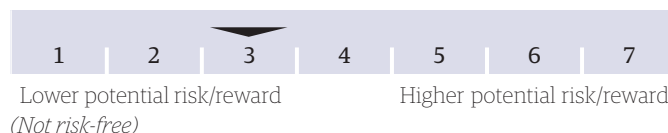
We actively manage our fund, which means we can choose what we invest in as long as it's in line with the investment objective and policy. Because of this, our fund's performance can diverge significantly from its benchmarks over shorter periods of time and therefore isn't appropriate for investors who plan to withdraw their money within five years.

Our fund is designed for investors with a basic knowledge of bonds who seek income and growth. You should intend to invest for longer than five years, understand the risks of our fund and have the ability to bear a capital loss.

You can buy and sell units on each business day of the fund between 9am and 5pm.

The fund offers accumulation units (units in which any income payable by the fund is reinvested) and income units (units in which any income received in the fund will be paid to the unitholder).

### Risk and reward profile



This indicator is a measure of the fund's past volatility (the extent and rapidity of up-and-down movements of the value of an investment). It may not be a reliable indication of the fund's future risk. The risk category shown is not a target or a guarantee and may change over time.

The risk indicator for this fund reflects the following:

- As an asset class, bonds have greater risk than money market instruments, but less risk than shares.

The value of investments in the fund and the income from them may go down as well as up and you may not get back your original investment when you sell your units.

During unusual market conditions, the risks normally experienced by the fund may increase significantly, and in addition, the fund may be subject to the following risks:

**Counterparty risk:** A company that we deal with may renege on its obligations, costing you money.

**Currency risk:** We own assets valued in a currency other than sterling and can, from time to time, protect some or all of them using hedging techniques. While we're hedged, changes in the price of foreign currencies can result in you missing out on a potential gain, but also protects you from potential losses.

**Credit risk:** Bonds that we own can become more or less creditworthy and will fluctuate in value resulting in gains or losses. Bonds that we own may fail to meet their legal obligations, such as missing an interest payment. This is known as a 'default' and will result in a loss.

**Derivatives risk:** Sometimes we use financial contracts to reduce risk. There is a chance that these derivatives won't work in the way we intended, which could result in unexpected gains or losses.

**Liquidity risk:** Some assets held in this fund can be hard to sell, especially in times of market stress. This could mean that if we had a lot of money redeemed from our fund in a short period of time, we might not be able to meet our obligations. In this circumstance, we are able to suspend our fund until we could find a buyer for these assets. This would result in you being unable to access your money.

**Management risk:** People make the investment decisions for our fund. If they make unfavourable decisions, you could lose money.

**Operational risk:** We rely on complex systems to ensure that trades are completed, our fund's assets are accounted for and that you can buy or sell our fund. If our systems fail, you could be inconvenienced or lose money.

**Interest rate risk:** Most bonds pay us a fixed amount over an agreed period of time. If interest rates rise these bonds become less valuable and we may be locked into an unfavourable investment. If interest rates fall these bonds become more valuable.



## Charges for this fund

The fund manager receives an annual fee, which is included in the ongoing charges shown below. Ongoing charges are the same for all investors in the same class. The charges shown below are based on actual fees and expenses for the year ending 30 June 2022.

### One-off charges taken before or after you invest:

Entry charge	none
Exit charge	none

### Charges taken from the fund over a year:

Ongoing charges	0.75% (Acc units); 0.75% (Inc units)
-----------------	--------------------------------------

### Charges taken from the fund under specific conditions:

Performance fee	none
-----------------	------

For more information about charges, please see the "Charges" section of the fund's Prospectus, available by calling the Information Line or emailing [rutm@rathbones.com](mailto:rutm@rathbones.com).

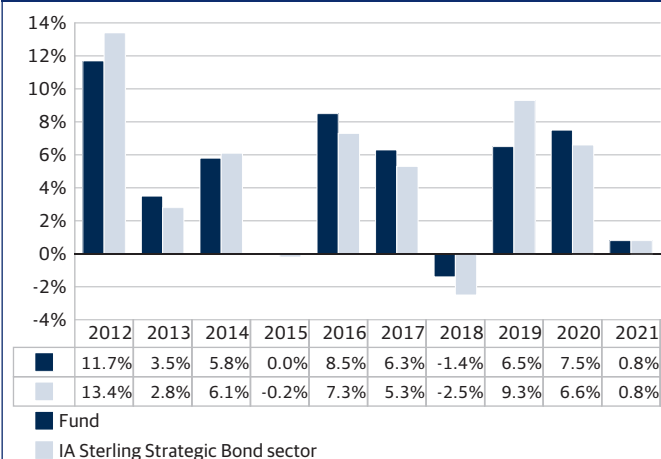
## Past performance

Basis of performance: Price performance based upon bid to bid prior to 21 January 2019 and single price (mid) thereafter.

Past performance is reported on a full calendar year basis.

Fund inception: 3 October 2011.

### Rathbone Strategic Bond Fund (I-class)



Source: FE fundinfo and Rathbones

Past performance should not be seen as an indication of future performance.

## Practical information

**Trustee:** NatWest Trustee and Depositary Services

**Additional information:** This Key Investor Information Document (KIID) may not contain all the information you need. For additional information on the fund (including the Supplementary Information Document), and units/shares on other funds, or to obtain a free copy of the fund's Prospectus or the annual and semi-annual unitholder reports, call the Information Line or write to the registered office, at the address below. Alternatively, visit [rathbonefunds.com](http://rathbonefunds.com). The Prospectus and unitholder reports are in English.

For fund performance and most recent unit price, go to [rathbonefunds.com](http://rathbonefunds.com).

The up-to-date remuneration policy of the fund manager, including, but not limited to, a description of how remuneration and benefits are calculated, the identity of persons responsible for awarding the remuneration and benefits, including the composition of the remuneration committee, is available free of charge upon request at the fund manager's registered office. A summary thereof is available on [rathbonefunds.com/literature-item/remuneration-policy](http://rathbonefunds.com/literature-item/remuneration-policy).

**Tax:** Investors should note that the tax legislation that applies to the fund may have an impact on the personal tax position of their investment in the fund.

Contact your adviser to discuss tax treatment and the suitability of this investment.

**Notices:** Rathbone Unit Trust Management Limited may be held liable solely on the basis of any statement contained in this document that is misleading, inaccurate or inconsistent with the relevant parts of the Prospectus for the fund. The assets of each of our funds are segregated, meaning that each fund is insulated from any losses or claims associated with other funds.

**Address:** Rathbone Unit Trust Management Limited  
8 Finsbury Circus, London EC2M 7AZ

**Information line:** 020 7399 0399

**Telephone:** 020 7399 0000

**Facsimile:** 020 7399 0057

**Email:** [rutm@rathbones.com](mailto:rutm@rathbones.com)

**Website:** [rathbonefunds.com](http://rathbonefunds.com)

A member of the Rathbones Group. Registered No. 2376568

**Publication date:** This Key Investor Information Document is accurate as at 26 September 2022.

This fund and Rathbone Unit Trust Management Limited are authorised and regulated by the Financial Conduct Authority (FCA).



This document provides you with key investor information about this fund. It is not marketing material. The information is required by law to help you understand the nature and the risks of investing in this fund. You are advised to read it so you can make an informed decision about whether to invest.

# Schroder Global Healthcare Fund

an Authorised Unit Trust of Schroder Unit Trusts Limited

Class Z Accumulation GBP (GB00B76V7Q08)

This fund is managed by Schroder Unit Trusts Limited, which is a member of the Schroders Group.

## Objectives and investment policy

### Objectives

The fund aims to provide capital growth by investing in equities of health care and medical related companies worldwide.

### Investment policy

The fund is actively managed and invests at least 80% of its assets in equities of companies worldwide, which are engaged in healthcare provision, medical services and related products.

The fund is positioned to benefit from the structural growth in demand for healthcare provision and medical treatments, supported by demographic trends, improving standards of living and technological advancements. The investment manager will position the fund to benefit from these strong themes by investing in areas such as biotechnology, generic drug manufacture and supply, pharmaceuticals, health insurance and hospital supplies.

The fund may also invest directly or indirectly in other securities (including in other asset classes), countries, regions, industries or currencies, collective

investment schemes (including Schroder funds), warrants and money market instruments, and hold cash.

The fund may use derivatives with the aim of reducing risk and managing the fund more efficiently.

### Benchmark

The fund does not have a target benchmark. The fund's performance should be compared against the MSCI AC World Health Care Daily (Gross Total Return) index and the Investment Association Global Equity sector average return.

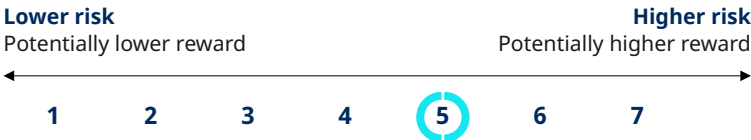
### Dealing frequency

You may redeem your investment upon demand. This fund deals daily.

### Distribution policy

This unit class accumulates income received from the fund's investments, meaning it is kept in the fund and its value is reflected in the price of the unit class.

## Risk and reward profile



### The risk and reward indicator

The risk category was calculated using historical performance data and may not be a reliable indicator of the fund's future risk profile.

The fund's risk category is not guaranteed to remain fixed and may change over time.

A fund in the lowest category does not mean a risk-free investment.

The fund is in this category because it can take higher risks in search of higher rewards and its price may rise and fall accordingly.

### Risk factors

**Concentration risk:** The fund may be concentrated in a limited number of geographical regions, industry sectors, markets and/or individual positions. This may result in large changes in the value of the fund, both up or down.

- Currency risk:** The fund may lose value as a result of movements in foreign exchange rates.
- Liquidity risk:** In difficult market conditions, the fund may not be able to sell a security for full value or at all. This could affect performance and could cause the fund to defer or suspend redemptions of its shares.
- Operational risk:** Operational processes, including those related to the safekeeping of assets, may fail. This may result in losses to the fund.
- Performance risk:** Investment objectives express an intended result but there is no guarantee that such a result will be achieved. Depending on market conditions and the macro economic environment, investment objectives may become more difficult to achieve.
- IBOR:** The transition of the financial markets away from the use of interbank offered rates (IBORs) to alternative reference rates may impact the valuation of certain holdings and disrupt liquidity in certain instruments. This may impact the investment performance of the fund.
- Derivatives risk:** Derivatives may be used to manage the portfolio efficiently. A derivative may not perform as expected, may create losses greater than the cost of the derivative and may result in losses to the fund.

## Charges

### One-off charges taken before or after you invest

Entry charge	None
--------------	------

Exit charge	None
-------------	------

This is the maximum that might be taken out of your money before it is invested or before the proceeds of your investment are paid out.

### Charges taken from the fund over a year

Ongoing charges	0.92%
-----------------	-------

### Charges taken from the fund under certain specific conditions

#### Performance fee

None

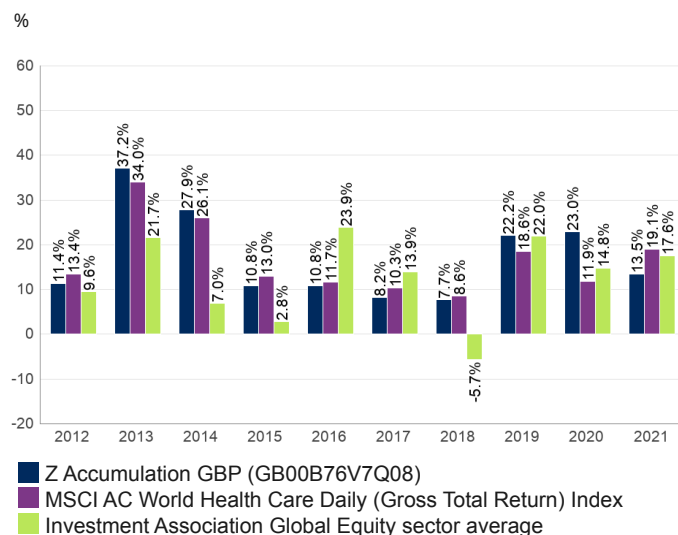
The charges you pay are used to pay the costs of running the fund, including the costs of marketing and distributing it. These charges reduce the potential growth of your investment.

The entry and exit charges shown are maximum figures and in some cases you might pay less. You can find out the actual entry and exit charges from your financial advisor.

The ongoing charges figure is based on the last year's expenses for the year ending December 2021 and may vary from year to year. The ongoing charge figure excludes portfolio transaction costs. The charges are mostly, if not exclusively, the Schroders Annual Charge (as may be discounted for retail unit classes depending on the size of the fund) but certain additional expenses may be charged as set out in the prospectus. The Schroders Annual Charge (without any discount) for this unit class of the fund is 0.92%. The fund's annual report for each financial year will include details on the exact charges made including any discounts.

Please see the prospectus for more details about the charges.

## Past performance



Past performance is not a guide to future performance and may not be repeated. The value of investments may go down as well as up and you may not get back the amount you originally invested.

The chart shows performance in British pound after the ongoing charges and the portfolio transaction costs have been paid.

The fund was launched on 22/05/2000.

The shareclass was launched on 08/11/2011.

Performance figures are only available since the launch of the respective share class.

## Practical information

**Trustee:** J. P. Morgan Europe Ltd.

**Further Information:** You can get further information about this fund, including the prospectus, latest annual report, any subsequent half-yearly reports and the latest price of units from [www.schroders.com/ukinvestor](http://www.schroders.com/ukinvestor) and from Schroders, PO Box 1402, Sunderland, SR43 4AF, England, telephone 0800 182 2399. They are in English, free of charge.

**Tax Legislation:** The fund is subject to UK tax legislation which may have an impact on your personal tax position.

**Liability:** Schroder Unit Trusts Ltd may be held liable solely on the basis of any statement contained in this document that is misleading, inaccurate or inconsistent with the relevant parts of the fund's prospectus.

**Switches:** Subject to conditions, you may apply to switch your investment into

another share class within this fund or in another Schroder fund. Please see the prospectus for more details.

**Remuneration policy:** A summary of Schroders' remuneration policy and related disclosures is at [www.schroders.com/remuneration-disclosures](http://www.schroders.com/remuneration-disclosures). A paper copy is available free of charge upon request.

The policy includes a description of how remuneration and benefits are calculated & the identities of persons responsible for awarding the remuneration and benefits.

**Glossary:** You can find an explanation of some of the terms used in this document at [www.schroders.com/ukinvestor/glossary](http://www.schroders.com/ukinvestor/glossary).

**Benchmark:** The comparator benchmarks have been selected because the investment manager and the manager believe that each of these benchmarks is a suitable comparison for performance purposes given the fund's investment objective and policy.

# Key Investor Information



This document provides you with key investor information about this Fund. It is not marketing material. The information is required by law to help you understand the nature and the risks of investing in this Fund. You are advised to read it so you can make an informed decision about whether to invest.

## TM Redwheel Global Equity Income Fund Class R

A sub Fund of the TM Redwheel Funds

This Fund is managed by Thesis Unit Trust Management Limited ISIN (Accumulation): GB00BMBQMY84 ISIN (Income): GB00BMBQN677

### Objectives and Investment Policy

The objective of the Fund is to provide a combination of income, net of fees, and long term (over five years) capital growth by investing primarily (over 70%) in a concentrated portfolio of global companies.

The Fund will primarily (over 70%) invest its assets (excluding cash and cash equivalents) in equity and equity linked securities of companies that are listed on a global stock market. The Fund typically holds investments in 30-50 companies. The Fund portfolio is constructed with a wider global view than solely analysing the fundamentals of particular companies based on the Investment Manager's conviction that no company, market or economy can be considered in isolation. This approach concentrates on investing in stocks that, in the opinion of the Investment Manager, offer an attractive value and are issued by companies with good prospects and strong fundamentals. The most attractive stocks for this strategy tend to be those of good quality, cash generative companies with realisable dividend yields. The Fund strategy has an inherent style bias; every holding in a global equity income portfolio has to yield at least 25% more than the broader market (compared to FTSE World Equity Index) at the point of purchase. Any holding whose prospective yield falls below the comparative index yield is sold.


Equity and equity-linked securities include shares, depository receipts, warrants and other participation rights, convertible securities, index and participation notes and equity linked notes. The Fund may also invest, up to 10% of its net assets in collective investment schemes. Collective Investment Schemes may be managed by either the ACD or its associates. Fixed and floating rate debt securities as well as cash and cash equivalents may be held. The Fund may also invest and gain exposure to fixed income instruments, including emerging market and sub-investment grade debt, and convertible securities. GBP is the Fund Currency but assets may be denominated in other currencies. In certain market conditions currency exposure may be hedged. The Fund may invest in financial derivative instruments for hedging and investment purposes. Financial derivative instruments, either exchange traded or OTC, in which the Fund may invest, include, but are not limited to, options, swaps and index futures.

The Fund is actively managed and uses the MSCI World Equity Index NDR index, or equivalent, for performance comparison purpose only. The benchmark can also be used for performance comparison because the constituents are representative of the areas in which the Company itself is likely to invest.

The base currency of the Fund is pounds sterling.

Income arising from the Fund is distributed to the holders of income shares, and reinvested in the case of accumulation shares. Investors can buy and sell shares on demand when the scheme prices daily at 12 midday.

### Risk and Reward Profile



The risk rating of the Fund is category 5 due to the volatility of simulated data which sits in a range of between 10% and 15%. The risk rating is calculated using historical data and a prescribed standard deviation methodology. The simulated data used is consistent with risk limits of the Fund.

- This indicator is based on historical data and may not be a reliable indication of the future risk profile of the Fund.
- The risk and reward category shown is not guaranteed to remain unchanged and may shift over time.
- The lowest category does not mean 'risk free'.
- This indicator is not a measure of the risk that you may lose the amount you have invested.

The following risks are material in addition to the risks captured by the indicator above:

- The price of units/shares and any income from them may fall as well as rise and investors may not get back the full amount invested. Past performance is not a guide to future performance. There is no assurance that the investment objective of the Fund will actually be achieved.
- Where investments are in the shares of companies (equities), the value of those equities may fluctuate, sometimes dramatically, in response to the activities and results of individual companies or because of general market and economic conditions or other events.
- Significant exposure to a particular industrial sector or geographical region puts the fund at risk of a localised event making a significant impact on the value of the Fund.
- More political, economic or structural challenges face emerging markets or less developed countries than developed countries which may increase volatility and uncertainty.
- Where investments in the Fund are in currencies other than your own, changes in exchange rates may affect the value of your investments.
- Where derivative investments in the Fund may include a counterparty, there is a risk that the counterparty will not fulfil their obligation.
- This Fund is allowed to use derivatives to achieve its objective. Derivatives can cause a Fund to become leveraged. Leverage occurs when exposure to an area invested in is greater than its amount invested, resulting in the Fund being exposed to a potentially greater loss than the initial investment.
- The Fund may use derivatives to reduce costs, overall risk and/or generate additional capital or income. This is known as Efficient Portfolio Management (EPM). When used for EPM purposes, there should not be an increase in the overall risk level of the Fund.

All the risks currently identified as being applicable to the Fund are set out in the 'Risk' section of the Prospectus.

## Charges for this Fund

The charges you pay are used to pay the costs of running the Fund, including the costs of marketing and distributing it. These charges reduce the potential growth of your investment.

### One-off charges taken before or after you invest

Entry Charge	5.00%
Exit Charge	None

This is the maximum that might be taken out of your money before it is invested or before the proceeds of your investments are paid out

Ongoing charges	0.89%
-----------------	-------

### Charges taken from the Fund under certain specific conditions

Performance fee	None
-----------------	------

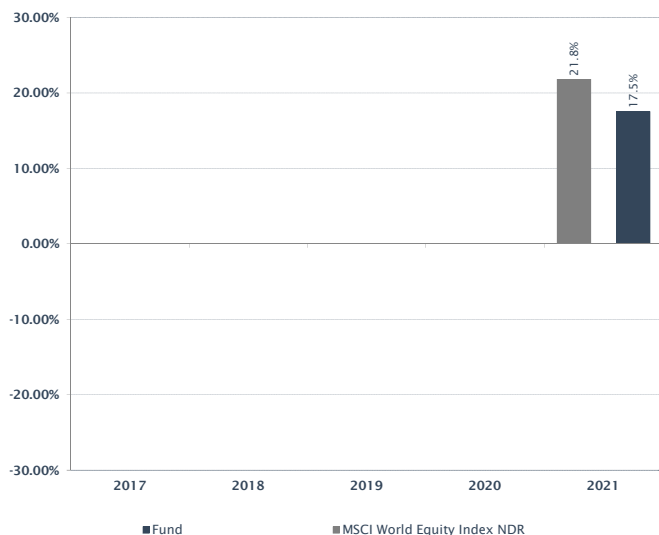
The entry and exit charges shown are maximum figures. In some cases you might pay less - you can find this out from your financial adviser.

The ongoing charge is based on last year's expenses for the year ending 30th September 2021. This figure may vary from year to year. It excludes:

- Portfolio transaction costs, except in the case of an entry/exit charge paid by the Fund when buying or selling units/shares in another collective investment scheme.

For more information about charges, please see section headed "Fees and Expenses" of the Fund's Prospectus, which is available on request via email to [thesisut@tutman.co.uk](mailto:thesisut@tutman.co.uk)

## Past Performance



Performance source: Morningstar Direct

(a) The Fund launched in 2020

(b) The bar chart shows the calendar year returns for the last 1 full calendar years. If a column is blank, there is insufficient performance data to provide a complete calendar year of performance

(c) Past performance has been calculated in pounds sterling

(d) Performance will be calculated as Total Return, including all charges levied against the Fund

(e) Past performance has limited value as a guide to future performance

(f) Investments may go down as well as up

## Practical Information

The depositary of the Fund is Northern Trust Investor Services Limited. The depositary has delegated the function of custodian to The Northern Trust Company.

Please email [thesisut@tutman.co.uk](mailto:thesisut@tutman.co.uk) if you require, or have any queries in relation to, the Fund price, Report and Accounts or Prospectus. All documentation relating to the Fund is available in English and is free of charge. The most recent prices will appear daily on the Trustnet website at [www.trustnet.com](http://www.trustnet.com) and can also be obtained by telephone on 01483 783900. The annual Report and Accounts will be made available annually on the 31st July.

UK tax legislation may have an impact on the personal tax position of investors.

The information in this document relates to a single class of the TM Redwheel Global Equity Income Fund, the TM Redwheel Global Equity Income Fund Class R Accumulation share class. This document also represents the Income share class.

Thesis Unit Trust Management Limited may be held liable solely on the basis of any statement contained in this document that is misleading, inaccurate or inconsistent with the relevant part of the Prospectus for the Fund.

It is possible for you to switch your entitlement between sub-Funds of the TM Redwheel Funds. You can obtain more information about switching by emailing [thesisut@tutman.co.uk](mailto:thesisut@tutman.co.uk). You should be aware that an exchange of shares for shares (of whatever class) in another sub-Fund is treated as a redemption and sale and is a disposal for Capital Gains Tax purposes. The Prospectus and Report and Accounts are prepared for the TM Redwheel Funds in its entirety.

The assets of the TM Redwheel Global Equity Income Fund are segregated from other sub-Funds and can only be used to meet the liabilities of the TM Redwheel Global Equity Income Fund and not of any other sub-Fund.

Information on the current remuneration policy, including a description of how remuneration and benefits are calculated and the identity of the remuneration committee members, is available on our website at [www.tutman.co.uk](http://www.tutman.co.uk) and a copy can be obtained, free of charge, on request.

This Fund is authorised in the United Kingdom and regulated by the Financial Conduct Authority.

Thesis Unit Trust Management Limited is authorised in the United Kingdom and regulated by the Financial Conduct Authority.

This Key Investor Information is accurate as at 18th February 2022.

[www.tutman.co.uk](http://www.tutman.co.uk)

Tutman is a trading style of Thesis Unit Trust Management Limited and Tutman LLP. Thesis Unit Trust Management Limited is registered in England and Wales, number 03508646 and Tutman LLP is registered in England and Wales, number OC369415. Both entities are authorised and regulated by the Financial Conduct Authority and have their registered office at Exchange Building, St John's Street, Chichester PO19 1UP.

# Key Investor Information



This document provides you with key investor information about this fund. It is not marketing material. The information is required by law to help you understand the nature and the risks of investing in this fund. You are advised to read it so you can make an informed decision about whether to invest.

## Vanguard U.K. Government Bond Index Fund (the "Fund")

A sub-fund of Vanguard Investment Series Plc

GBP Acc

ISIN: IE00B1S75374

Manager: Vanguard Group (Ireland) Limited ("VGIL")

## Objectives and investment policy

- The Fund employs a passive management – or indexing – investment approach and seeks to track the performance of the Bloomberg U.K. Government Float Adjusted Bond Index (the "Index").
- The Index includes UK government bonds denominated in UK pounds sterling with maturities greater than one year.
- The Index is a market-weighted index designed to reflect the total universe of pound sterling denominated United Kingdom treasury and government-related securities with maturities greater than one year.
- The Fund will invest primarily in investment grade bonds with a rating of between AAA and BBB- as defined by the Index provider.
- The Fund attempts to:
  - Track the performance of the Index by investing in a portfolio of securities that, insofar as possible and practicable, consists of a representative sample of the component securities of the Index.
  - Remain fully invested except in extraordinary market, political or similar conditions.
- The Fund may use derivatives in order to reduce risk or cost and/or generate extra income or growth. The use of derivatives could increase or reduce exposure to underlying assets and result in greater fluctuations of the Fund's net asset value. A derivative is a financial contract whose value is based on the value of a financial asset (such as a share, bond, or currency) or a market index.
- The base currency of the Fund is GBP.
- The Fund may engage in short term secured lending of its investments to certain eligible third parties. This is used as a means of generating additional income and to off-set the costs of the Fund.
- The Fund may not be appropriate for short-term investment.
- Income from the Fund will be reinvested and reflected in the price of shares in the Fund.
- Portfolio transaction costs will have an impact on performance.
- Shares in the Fund can be bought or sold on a daily basis (save on certain bank holidays or public holidays and subject to certain restrictions

described in Appendix 1 of the Prospectus) by submitting an application in writing. A full list of the days on which shares in the Fund cannot be sold is available on

<https://global.vanguard.com/portal/site/loadPDF?country=global&docId=11630>

**For further information about the objectives and investment policy of the Fund, as well as the limited relationship with the Index provider, please see Appendix 1 and Appendix 6 of the Vanguard Investment Series plc Prospectus (the "Prospectus") on our website at <https://global.vanguard.com>**

## Risk and reward profile



1	2	3	4	5	6	7
---	---	---	---	---	---	---

- This indicator is based on historical data and may not be a reliable indication of the future risk profile of the Fund.
- The risk category shown is not guaranteed and may change over time.
- The lowest category does not mean "risk free".
- The Fund is rated 4 due to the nature of its investments which include the risks listed below. These factors may impact the value of the Fund's investments or expose the Fund to losses.
  - The value of bonds and fixed income-related securities is affected by influential factors such as interest rates, inflation, credit spreads and volatility which, in turn, are driven by other factors including political, economic news, company earnings and significant corporate events.
  - Investment risk is concentrated in specific sectors, countries, currencies or companies. This means the Fund is more sensitive to any localised economic, market, political or regulatory events.

### The risk and reward indicator does not take account of the following risks of investing in the Fund:

- Counterparty risk. The insolvency of any institutions providing services such as safekeeping of assets or acting as counterparty to derivatives or other instruments, may expose the Fund to financial loss.
- Liquidity risk. Lower liquidity means there are insufficient buyers or sellers to allow the Fund to sell or buy investments readily which could cause the Fund to incur higher costs when buying or selling investments or could mean that the Fund is not able to buy or sell investments when it would like to do so.
- Credit risk. The issuer of a financial asset held within the Fund may not pay income or repay capital to the Fund when due.
- Index tracking risk. The Fund is not expected to track the performance of the Index at all times with perfect accuracy. The Fund is, however, expected to provide investment results that, before expenses, generally correspond to the price and yield performance of the Index.
- Index sampling risk. As the Fund uses an index sampling technique

whereby a representative sample of securities are selected to represent the Index, there is the risk that the securities selected for the Fund may not, in the aggregate, approximate the full Index.

- Inflation risk. The value of your investments may not be worth as much in the future due to changes in purchasing power resulting from inflation.

**For further information on risks please see the "Risk Factors" section of the Prospectus on our website at <https://global.vanguard.com>**

## Charges

The charges you pay are used to pay the costs of running the Fund, including the costs of marketing and distributing it. These charges reduce the potential growth of your investment.

One-off charges taken before or after you invest	
Entry charge	None
Exit charge	None
This is the maximum that might be taken out of your money before it is invested / before the proceeds of your investment are paid out.	
Charges taken from the Fund over a year	
Ongoing charges	0.12%
Charges taken from the Fund under certain specific conditions	
Performance fee	None

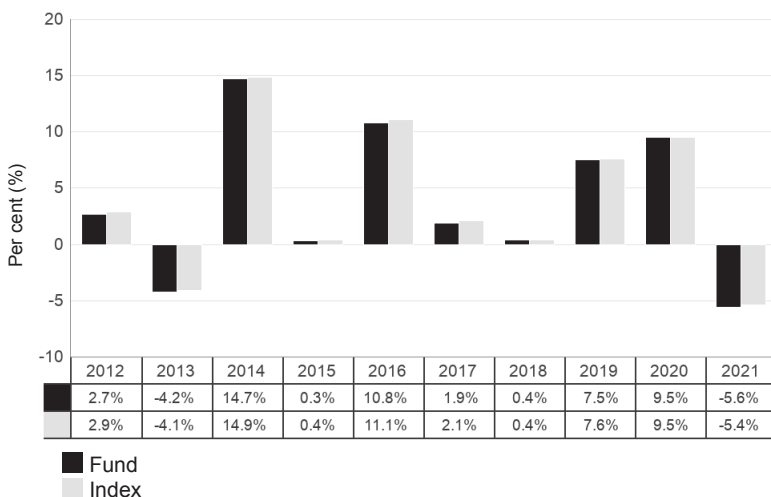
The entry and exit charges shown are maximum figures and in some cases you might pay less. Investors can find out the actual entry and exit charges from their distributor.

Investors can find out the actual entry and exit charges from their financial adviser.

The ongoing charges figure is based on expenses for the year ended 31 December 2021. This figure may vary from year to year. It excludes portfolio transaction costs.

**For further information about charges, please see the sections entitled "Buying Shares", "Redeeming Shares", "Fees and Expenses", Appendix 1, and the "Swing Pricing" section in Appendix 2 of the Prospectus on our website at <https://global.vanguard.com>**

## Past performance



### • Past performance:

1. **Is not a reliable indication of future performance.**
  2. Includes ongoing charges and the reinvestment of income. It excludes entry and exit fees.
  3. Has been calculated in GBP.
- Shares in the Fund were first issued in 2009. This share class was launched in 2009.

## Practical information

- **Depository:** The Vanguard Investment Series plc ("VIS") depository is Brown Brothers Harriman Trustee Services (Ireland) Limited.
- **Documents, prices of shares and further information:** You can obtain copies of the Prospectus and the latest annual and semi-annual report and accounts for VIS, along with the latest published prices of shares and other information on the Fund, free of charge from Vanguard Investment Series plc c/o Brown Brothers Harriman Fund Administration Services (Ireland) Limited, 30 Herbert Street, Dublin 2, D02 W329, Ireland or from our website at <https://global.vanguard.com>. These documents are available in English only.
- **Sub-funds:** VIS is an umbrella fund with segregated liability between sub-funds. This means that the holdings of the Fund are maintained separately under Irish law from holdings of other sub-funds of VIS and your investment in the Fund will not be affected by any claims against any other sub-fund of VIS.
- **Prices:** The last published prices of units in the Fund are also available from the FT's website [www.ft.com](http://www.ft.com) or <https://global.vanguard.com>
- **Shares:** You may exchange your shares in the Fund for shares in any other sub-fund of VIS. An entry charge may apply. Details of switching are provided in the Prospectus.
- **Liability:** VGIL may be held liable solely on the basis of any statement contained in this document that is misleading, inaccurate or inconsistent with the relevant parts of the Prospectus for this Fund.
- **Tax:** VIS is subject to the tax laws of Ireland. Depending on your country of residence, this may have an impact on your personal tax position. You are recommended to consult your professional tax adviser.
- **Remuneration policy:** Details of VGIL's Remuneration Policy are available at <https://global.vanguard.com/portal/site/portal/ucits-investment-information>, including: (a) a description of how remuneration and benefits are calculated; and (b) the identities of persons responsible for awarding remuneration and benefits. A paper copy of these details may be obtained, free of charge, on request from VGIL at 70 Sir John Rogerson's Quay, Dublin 2, Ireland.



# Key Investor Information



This document provides you with key investor information about this fund. It is not marketing material. The information is required by law to help you understand the nature and the risks of investing in this fund. You are advised to read it so you can make an informed decision about whether to invest.

## Vanguard U.S. Government Bond Index Fund (the "Fund")

A sub-fund of Vanguard Investment Series Plc

GBP Hedged Acc  
ISIN: IE00BFRTDB69

Manager: Vanguard Group (Ireland) Limited ("VGIL")

## Objectives and investment policy

- The Fund employs a passive management – or indexing – investment approach and seeks to track the performance of the Bloomberg U.S. Government Float Adjusted Bond Index (the "Index").
- The Index includes US dollar-denominated US government and government related bonds with maturities greater than one year.
- The Fund attempts to:
  - Track the performance of the Index by investing in a portfolio of securities that, insofar as possible and practicable, consists of a representative sample of the component securities of the Index.
  - Remain fully invested except in extraordinary market, political or similar conditions.
- The Fund may use derivatives in order to reduce risk or cost and/or generate extra income or growth. The use of derivatives could increase or reduce exposure to underlying assets and result in greater fluctuations of the Fund's net asset value. A derivative is a financial contract whose value is based on the value of a financial asset (such as a share, bond, or currency) or a market index.
- The base currency of the Fund is USD.
- The Fund invests in securities which are denominated in currencies other than the base currency. Movements in currency exchange rates can affect the return of investments. Currency hedging techniques are used to minimise the risks associated with movements in currency exchange rates but these risks cannot be eliminated entirely. As this document relates to a share class where such techniques are used, for the purposes of the "Past performance" section below, the performance of this share class is

shown against the Bloomberg U.S. Government Float Adjusted Bond Index Hedged in GBP (the "Hedged Index"), which is a currency hedged version of the Index.

- The Fund may engage in short term secured lending of its investments to certain eligible third parties. This is used as a means of generating additional income and to off-set the costs of the Fund.
- The Fund may not be appropriate for short-term investment.
- Income from the Fund will be reinvested and reflected in the price of shares in the Fund.
- Portfolio transaction costs will have an impact on performance.
- Shares in the Fund can be bought or sold on a daily basis (save on certain bank holidays or public holidays and subject to certain restrictions described in Appendix 1 of the Prospectus) by submitting an application in writing. A full list of the days on which shares in the Fund cannot be sold is available on <https://global.vanguard.com/portal/site/loadPDF?country=global&docId=11630>

**For further information about the objectives and investment policy of the Fund, as well as the limited relationship with the Index provider, please see Appendix 1 and Appendix 6 of the Vanguard Investment Series plc Prospectus (the "Prospectus") on our website at <https://global.vanguard.com>**

## Risk and reward profile



1	2	3	4	5	6	7
---	---	---	---	---	---	---

- This indicator is based on historical data and may not be a reliable indication of the future risk profile of the Fund.
- The risk category shown is not guaranteed and may change over time.
- The lowest category does not mean "risk free".
- The Fund is rated 3 due to the nature of its investments which include the risks listed below. These factors may impact the value of the Fund's investments or expose the Fund to losses.
  - The value of bonds and fixed income-related securities is affected by influential factors such as interest rates, inflation, credit spreads and volatility which, in turn, are driven by other factors including political, economic news, company earnings and significant corporate events.
  - Movements in currency exchange rates can adversely affect the return of your investment. Currency hedging may be used but is not guaranteed to completely eliminate currency risk.
  - Investment risk is concentrated in specific sectors, countries, currencies or companies. This means the Fund is more sensitive to any localised economic, market, political or regulatory events.

**The risk and reward indicator does not take account of the following risks of investing in the Fund:**

- Counterparty risk. The insolvency of any institutions providing services such as safekeeping of assets or acting as counterparty to derivatives or other instruments, may expose the Fund to financial loss.
- Liquidity risk. Lower liquidity means there are insufficient buyers or sellers to allow the Fund to sell or buy investments readily which could cause the Fund to incur higher costs when buying or selling investments or could mean that the Fund is not able to buy or sell investments when it would like to do so.
- Credit risk. The issuer of a financial asset held within the Fund may not pay income or repay capital to the Fund when due.
- Index tracking risk. The Fund is not expected to track the performance of the Index at all times with perfect accuracy. The Fund is, however, expected to provide investment results that, before expenses, generally correspond to the price and yield performance of the Index.
- Index sampling risk. As the Fund uses an index sampling technique whereby a representative sample of securities are selected to represent the Index, there is the risk that the securities selected for the Fund may not, in the aggregate, approximate the full Index.
- Inflation risk. The value of your investments may not be worth as much in the future due to changes in purchasing power resulting from inflation.

**For further information on risks please see the "Risk Factors" section of the Prospectus on our website at <https://global.vanguard.com>**

## Charges

The charges you pay are used to pay the costs of running the Fund, including the costs of marketing and distributing it. These charges reduce the potential growth of your investment.

One-off charges taken before or after you invest	
Entry charge	None
Exit charge	None
This is the maximum that might be taken out of your money before it is invested / before the proceeds of your investment are paid out.	
Charges taken from the Fund over a year	
Ongoing charges	0.12%
Charges taken from the Fund under certain specific conditions	
Performance fee	None

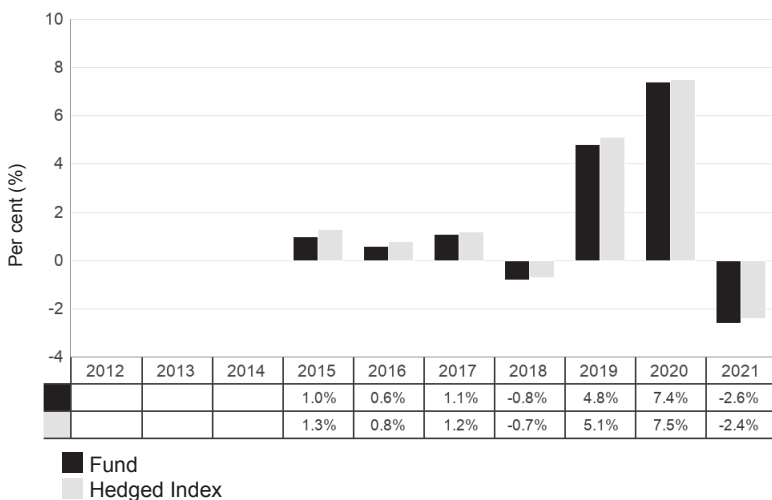
The entry and exit charges shown are maximum figures and in some cases you might pay less. Investors can find out the actual entry and exit charges from their distributor.

Investors can find out the actual entry and exit charges from their financial adviser.

The ongoing charges figure is based on expenses for the year ended 31 December 2021. This figure may vary from year to year. It excludes portfolio transaction costs.

**For further information about charges, please see the sections entitled "Buying Shares", "Redeeming Shares", "Fees and Expenses", Appendix 1, and the "Swing Pricing" section in Appendix 2 of the Prospectus on our website at <https://global.vanguard.com>**

## Past performance



### • Past performance:

1. **Is not a reliable indication of future performance.**
  2. Includes ongoing charges and the reinvestment of income. It excludes entry and exit fees.
  3. Has been calculated in GBP.
- Shares in the Fund were first issued in 2002. This share class was launched in 2014.

## Practical information

- **Depository:** The Vanguard Investment Series plc ("VIS") depository is Brown Brothers Harriman Trustee Services (Ireland) Limited.
- **Documents, prices of shares and further information:** You can obtain copies of the Prospectus and the latest annual and semi-annual report and accounts for VIS, along with the latest published prices of shares and other information on the Fund, free of charge from Vanguard Investment Series plc c/o Brown Brothers Harriman Fund Administration Services (Ireland) Limited, 30 Herbert Street, Dublin 2, D02 W329, Ireland or from our website at <https://global.vanguard.com>. These documents are available in English only.
- **Sub-funds:** VIS is an umbrella fund with segregated liability between sub-funds. This means that the holdings of the Fund are maintained separately under Irish law from holdings of other sub-funds of VIS and your investment in the Fund will not be affected by any claims against any other sub-fund of VIS.
- **Prices:** The last published prices of units in the Fund are also available from the FT's website [www.ft.com](http://www.ft.com) or <https://global.vanguard.com>
- **Shares:** You may exchange your shares in the Fund for shares in any other sub-fund of VIS. An entry charge may apply. Details of switching are provided in the Prospectus.
- **Liability:** VGIL may be held liable solely on the basis of any statement contained in this document that is misleading, inaccurate or inconsistent with the relevant parts of the Prospectus for this Fund.
- **Tax:** VIS is subject to the tax laws of Ireland. Depending on your country of residence, this may have an impact on your personal tax position. You are recommended to consult your professional tax adviser.
- **Remuneration policy:** Details of VGIL's Remuneration Policy are available at <https://global.vanguard.com/portal/site/portal/ucits-investment-information>, including: (a) a description of how remuneration and benefits are calculated; and (b) the identities of persons responsible for awarding remuneration and benefits. A paper copy of these details may be obtained, free of charge, on request from VGIL at 70 Sir John Rogerson's Quay, Dublin 2, Ireland.

## Key Investor Information

This document provides you with key investor information about this fund. It is not marketing material. The information is required by law to help you understand the nature and the risks of investing in this fund. You are advised to read it so you can make an informed decision about whether to invest.

### VT CASTLEBAY UK EQUITY FUND (the "Fund")

a sub-fund of Valu-Trac Investment Funds ICVC (the "Company")

Class C Net Income Shares (ISIN: GB00BV0LF938)

Class C Net Accumulation Shares (ISIN: GB00BV0LFB59)

The authorised corporate director of the Fund is Valu-Trac Investment Management Limited

### Objectives and Investment Policy

The objective of the Fund is to preserve capital and generate income and capital growth over the long term.

The Fund will aim to meet its investment objective by investing primarily in a portfolio of UK companies listed on recognised stock exchanges. The Fund may also invest in overseas equities, transferable securities, money market instruments, deposits and cash and near cash.

There will be no particular emphasis on any industrial or economic sector

If you hold income shares any income from the Fund may be paid out to you.

If you hold accumulation shares, any income from the Fund will be re-invested to grow the value of your investment.

You can buy and sell shares on any business day.

Recommendation: This Fund may not be appropriate for investors who plan to withdraw their money within 5 years.

For full investment objectives and policy details, please refer to the Prospectus.

### Risk and Reward Profile

The Risk and Reward Indicator table demonstrates where the Fund ranks in terms of its potential risk and reward. The higher the rank the greater the potential reward but the greater the risk of losing money. It is based on past data, may change over time and may not be a reliable indication of the future risk profile of the Fund. The shaded area of the table below shows where the Fund ranks in terms of its potential risk and reward based on historical data.

Lower risk ← Higher risk  
Typically lower rewards      Typically higher rewards

1	2	3	4	5	6	7
---	---	---	---	---	---	---

Historical data may not be a reliable indicator of the Fund's future risk profile. The risk category shown is not guaranteed and may change over time. The lowest category does not mean "risk free".

The Fund is ranked 5 because weekly historical performance data indicates that it has experienced relatively high rises and falls in market prices historically.

The following risks are material in addition to the risks captured by the indicator above:

- Counterparty risk: The Fund can conclude various transactions with contractual partners. If a contractual partner becomes insolvent, it can no longer or can only partly settle unpaid debts owed to the Fund.
- Market Risk: External factors can cause an entire asset class to decline in value which would result in a decrease in the value of investments.
- Currency Risk: As the Fund may invest in overseas securities, movements in exchange rates may, when not hedged, cause the value of investments to increase or decrease.
- All the risks currently identified as being applicable to the Fund are set out in the "Risk Factors" section of the prospectus which may be obtained from the address in 'Practical Information' overleaf.

## Charges

The charges you pay are used to pay the costs of running the Fund, including marketing and distributing costs. These charges reduce the potential growth of your investment.

### One-off charges taken before or after you invest

Entry charge	0.00%
Exit charge	0.00%

This is the maximum that might be taken out of your money before it is invested or before the proceeds of your investment are paid out. In some cases you may pay less and you should speak to your financial adviser about this.

### Charges taken from the fund over a year

Ongoing charges	0.60%*
-----------------	--------

### Charges taken from the fund under certain specific conditions

Performance fee	None
-----------------	------

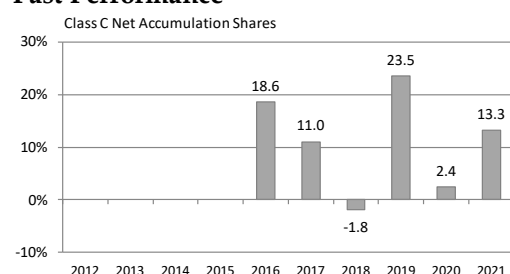
The ongoing charges figure is based on expenses and the net asset value as at 31 December 2021. This figure may vary from year to year. It excludes portfolio transaction costs. The Funds annual report for each financial year will include detail on the exact charges made.

You may also be charged a dilution levy on entry to or exit from the Fund.

**For more information about charges, please see section 5 and Appendix A of the Fund's prospectus, which is available at [www.valu-trac.com](http://www.valu-trac.com)**

*\*The Investment Manager of the Fund has undertaken to absorb any costs that would otherwise cause the Fund to have ongoing charges in excess of 0.6%.*

## Past Performance



## Past performance is not a guide to future performance.

The past performance in the chart opposite is net of tax and charges but excludes the entry and exit charges that may be paid on the purchase and sale of an investment.

The share class and Fund were both launched on 28 January 2015.

Performance is calculated in Pound Sterling.

## Practical Information

The depositary for the Fund is NatWest Trustee and Depositary Services Limited.

You can obtain further information about the Fund, copies of the prospectus, annual reports and accounts and half-yearly reports and accounts in English, free of charge, from Valu-Trac Investment Management Limited, Orton, Moray, IV32 7QE. They are also available electronically at [www.valu-trac.com](http://www.valu-trac.com).

The Fund's latest published price and other information is available at [www.valu-trac.com](http://www.valu-trac.com) and can also be obtained during normal business hours by calling 01343 880 344.

The Fund is a sub-fund of the Company. The Prospectus and annual or half yearly reports and accounts contain information about the Company and all of its sub-funds.

Each of the sub-funds of the Company is segregated by law. This means that the assets of this Fund may not be used to pay the liabilities of other sub-funds of the Company.

Shares in other classes may be available. Details are set out in the Prospectus. It may be possible to switch your investment at any time for shares in other classes within the Fund or for shares in a class within a different sub-fund. For further information on switching please contact Valu-Trac Investment Management Limited by calling 01343 880 344.

United Kingdom tax legislation may have an impact upon your own personal tax position. You are advised to seek professional advice on the tax treatment of your investment in the Fund.

Details of the up to date remuneration policy of Valu-Trac Investment Management Limited which includes a description of how remuneration and benefits are calculated and the identities of the persons responsible for awarding remuneration and benefits, is available at [www.valu-trac.com](http://www.valu-trac.com) and a paper copy is available free of charge upon request.

Valu-Trac Investment Management Limited may be held liable solely on the basis of any statement contained in this document that is misleading, inaccurate or inconsistent with the relevant parts of the prospectus for the Fund.

The Fund is authorised in the United Kingdom and regulated by the Financial Conduct Authority. Valu-Trac Investment Management Limited is authorised in the United Kingdom and regulated by the Financial Conduct Authority.

This key investor information is accurate as at 31/12/2021.