

## Key Investor Information

This document provides you with key investor information about this Fund. It is not marketing material. The information is required by law to help you understand the nature and the risks of investing in this Fund. You are advised to read it so you can make an informed decision about whether to invest.

Ashmore SICAV Emerging Markets Short Duration Fund: Z USD (Inc)

A sub-fund of Ashmore SICAV

ISIN: LU1076352621

Management Company: Ashmore Investment Management (Ireland) Limited

## Objectives and Investment Policy

The Fund's objective is to seek capital appreciation by investing in a range of diversified transferable securities and/or other liquid financial assets. The Fund is actively managed by Ashmore Investment Management Limited and references JP Morgan Corporate Emerging Market Bond Index Broad Diversified 1 to 3 Maturity (the "Benchmark") as part of its investment process for the purpose of comparing its performance against that of the Benchmark. The Investment Manager has full discretion over the composition of the portfolio of the Fund. The Fund aims to be mainly invested in short term bonds and similar debt instruments issued by Emerging Market corporate entities, sovereigns and quasi-sovereigns. The Fund will seek to achieve its objectives through securities denominated in US Dollars and other hard currencies.

The Fund shall seek to maintain a weighted average portfolio duration of between 1 and 3 years. The Fund may not invest more than 35% of its net assets in investments in a single Emerging Market. The Fund may not invest in investments denominated in currencies other than hard currencies. The Fund may not invest more than 10% (in aggregate) of its net asset value into units or shares of UCITS and/or UCIs. The Fund may also be invested in financial instruments whose value derives from the value and characteristics of one or more underlying assets

(derivatives) and engage in certain techniques for hedging purposes and efficient management of assets. Margins associated with exchange derivative and futures transactions and premium associated with over-the-counter option transactions and payable for such transaction shall not exceed 10% of the Fund's net assets. No borrowing is permitted. The Fund may not grant loans or guarantees in favour of a third party. The Fund primarily uses an active, macro top-down approach to investment management.

The reference currency of the Fund is USD.

Transaction costs may have a material impact on performance, depending on factors such as market liquidity.

Distributed income gains on your shares will be distributed on a monthly basis, unless you request otherwise in writing.

You can buy or sell shares in this Fund on any bank business day in both Luxembourg and London (excluding Saturdays and Sundays), or such other days as the board of directors shall determine from time to time by submitting an application form to the Administrator before the dealing deadline.

For full investment objectives and policy details, please refer to section 2 of the Fund's prospectus available at [www.ashmoregroup.com](http://www.ashmoregroup.com).

## Risk and Reward Profile

Lower risk Higher risk  
Potentially lower reward Potentially higher reward

1	2	3	4	5	6	7
---	---	---	---	---	---	---

- Historical data may not be a reliable indication for the future.
- The risk category shown is not guaranteed and may shift over time.
- The lowest category does not mean 'risk free'.

The above risk and reward indicator is calculated using the guidelines set out by the CESR (Committee of European Securities Regulators). Other risks which are not part of the calculation include the following:

**Credit risk:** The issuer of a financial asset held within the Fund or a counterparty may not pay income or capital to the Fund when due.

**Liquidity risk:** If there are insufficient buyers or sellers of the underlying instruments, it could affect the ability to value and trade the assets.

**Counterparty risk:** The risk that parties with whom the Fund contracts for the purpose of making investments (the "counterparty") and, where relevant, the entity in the Emerging Market with whom the counterparty has made arrangements to ensure an on-shore presence in the Emerging Market may not meet their contractual obligations.

**Operational risk:** The risk of loss resulting from inadequate or failed procedures, systems or policies.

**Custody risk:** The transaction and custody risk of dealing in Emerging Market investments due to the less developed nature of some emerging markets.

**Interest rate risk:** Changes in interest rates can result in positive or negative fluctuations in the value of the assets held by the Fund.

**Currency risk:** The Fund invests in different currencies. Changes in exchange rates will affect the value of the Fund.

**Derivatives:** The Fund may also invest in derivatives whose value derives from the value and characteristics of one or more underlying asset. These derivatives may be used for hedging (against currency risk, for example) or as investments. Their use may increase the risk of losses as well as enhance potential gains compared to funds that do not use derivatives.

**Emerging Markets** carry risks as well as rewards. The Fund invests in Emerging Markets, which may be more volatile than more mature markets and the operational risks of investing are higher than in developed markets. The value of your investment could go down as well as up. In extreme circumstances this could result in a total loss of your investment.

Because of the risks involved, investment in the Fund is only suitable for investors who have experience of volatile products, understand the risks involved and are able to bear the loss of a substantial portion or even all of the money they invest in the Fund. As a result of these risks investors are strongly advised to seek independent professional advice on the implications of investing in the Fund.

Further information on risks may be found under the "Risk Factors" section of the Fund's prospectus.

## Charges

The charges you pay are used to pay the costs of running the Fund, including the costs of marketing and distributing it. These charges reduce the potential growth of your investment.

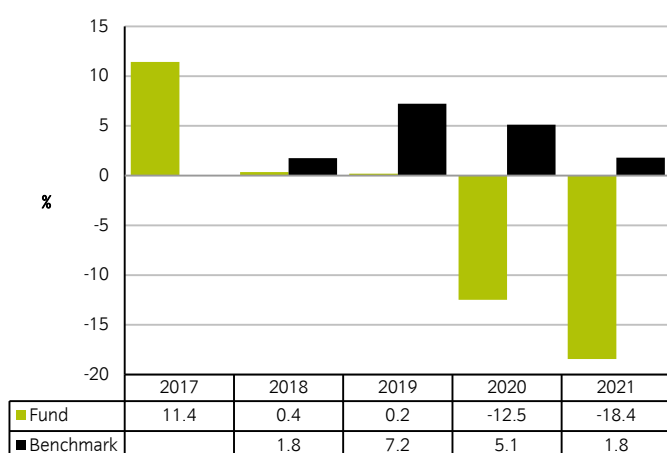
One-off charges taken before or after you invest	
Entry charge	5.00 %
Exit charge	No charge
This is the maximum that might be taken out of your money before it is invested.	
Charges taken from the Fund over a year	
Ongoing charges	1.07 %
Charges taken from the Fund under certain specific conditions	
Performance fee	No charge

The entry charge shown is the maximum that might be taken out of your money before it is invested. In some cases you may pay less or no entry charge at all. Please ask your financial adviser or distributor to confirm your actual entry charge.

The ongoing charges figure is based on expenses for the period ending 31 December 2021. This figure may vary from year to year and excludes portfolio transaction costs. The Fund's annual report for each financial year will include detail on the exact charges made.

For more information on charges, please refer to the Fund's prospectus which is available at [www.ashmoregroup.com](http://www.ashmoregroup.com).

## Past Performance



- Past performance does not guarantee future performance.
- Past performance was calculated in USD after all on-going charges and excludes any entry or exit (if applicable) charges.
- The performance figures include all ongoing charges and exclude any entry or exit charges.
- Fund launch date: 24/06/2014
- Share class launch date: 15/06/2016

## Practical Information

- Further information about the Fund including latest prices, details on how to invest, the Fund's prospectus, annual and semi-annual reports, and other practical information on the Fund can be found at [www.ashmoregroup.com](http://www.ashmoregroup.com). The Fund's prospectus, annual and semi-annual reports may also be provided in English upon request by emailing [Ashmore-TA-Lux@ntrs.com](mailto:Ashmore-TA-Lux@ntrs.com) or calling +352 27 62 22 279. Such information shall be provided free of charge.
- The Fund's depositary and paying agent is Northern Trust Global Services SE.
- The Luxembourg tax regime may have an impact on your personal tax position and there may be tax implications in your country of residence and/or citizenship. You may switch from the Fund to other funds or share classes (denominated in the same currency) in the Ashmore SICAV subject to eligibility conditions. Please refer to section 11 of the Fund's prospectus for more information.
- This document describes the Z USD (Inc) class of Ashmore SICAV Emerging Markets Short Duration Fund, a sub-fund of Ashmore SICAV. This share class is representative of all (Inc) and (Acc) Z and Z 2 share classes within this Fund denominated in USD and/or other currencies as indicated in the prospectus. For Acc share classes, any income from your investments will be reinvested on a monthly basis. For additional information on the represented share classes, please refer to section 2 of the Fund's prospectus available at [www.ashmoregroup.com](http://www.ashmoregroup.com).
- The details of the up-to-date remuneration policy of the Management Company including a description of how remuneration and benefits are calculated, the identity of persons responsible for awarding the remuneration and benefits is available on [www.ashmoregroup.com](http://www.ashmoregroup.com) and a paper copy is available free of charge upon request to the registered office of the Management Company.
- Ashmore Investment Management (Ireland) Limited may be held liable solely on the basis of any statement contained in this document that is misleading, inaccurate or inconsistent with the relevant parts of the Fund's prospectus.
- Ashmore SICAV is an umbrella fund offering several sub-funds that operate independently and whose assets and liabilities are legally segregated from each other.

*This Fund is authorised in Luxembourg and supervised by the Commission de Surveillance du Secteur Financier. Ashmore Investment Management (Ireland) Limited is authorised in Ireland and regulated by the Central Bank of Ireland.*

*This Key Investor Information is accurate as at 18 February 2022.*

### BlackRock Continental European Income Fund

Class D Income GBP

ISIN: GB00B3Y7MQ71

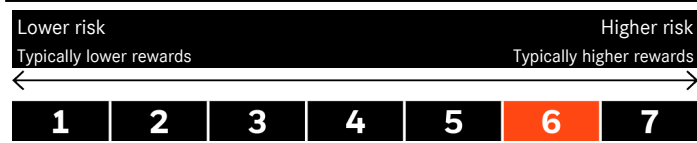
Manager: BlackRock Fund Managers Limited

## Objectives and Investment Policy

- ▶ The Fund aims to provide an above average income return from its equity investments (i.e. shares), compared to the income produced by European equity markets (excluding the UK) as represented by FTSE World Europe Ex UK Index, without sacrificing capital growth (i.e. the value of the assets held by the Fund) over the long term (5 or more consecutive years beginning at the point of investment).
- ▶ The Fund invests at least 70% of its total assets in the equity securities (e.g. shares) of companies domiciled in, or the main business of which is in Europe, excluding the United Kingdom.
- ▶ The investment adviser (IA) may use derivatives (i.e. investments the prices of which are based on one or more underlying assets) to help achieve the Fund's investment objective.
- ▶ The Fund has the flexibility to invest outside of the asset class set out above.
- ▶ The Fund is actively managed and the IA has discretion to select the Fund's investments. In doing so, the IA will refer to the FTSE World Europe ex-UK Index (the "Index") when constructing the Fund's portfolio, and also for risk management purposes to ensure that the active risk (i.e. degree of deviation from the index) taken by the Fund remains appropriate given the Fund's investment objective and policy. The IA is not bound by the components or weighting of the Index when selecting investments. The IA may also use its discretion to invest in securities not included in the Index in order to take advantage of specific investment opportunities. However, the geographical scope of the investment objective and policy may have the effect of limiting the extent to which the portfolio holdings will deviate from the Index. The Index should be used by unitholders to compare the performance of the Fund.
- ▶ Recommendation: This Fund may not be appropriate for short-term investment.
- ▶ Your units will be income units (i.e. dividend income will be paid quarterly on the units).
- ▶ Your units will be denominated in Sterling, the Fund's base currency.
- ▶ You can buy and sell your units daily. The minimum initial investment for this unit class is £100,000.

For more information on the Fund, share/unit classes, risks and charges, please see the Fund's prospectus, available on the product pages at [www.blackrock.com](http://www.blackrock.com)

## Risk and Reward Profile



- ▶ This indicator is based on historical data and may not be a reliable indication of the future risk profile of the Fund.
- ▶ The risk category shown is not guaranteed and may change over time.
- ▶ The lowest category does not mean risk free.
- ▶ The Fund is rated six due to the nature of its investments which include the risks listed below. These factors may impact the value of the Fund's investments or expose the Fund to losses.

- The value of equities and equity-related securities can be affected by daily stock market movements. Other influential factors include political, economic news, company earnings and significant corporate events.
- ▶ Particular risks not adequately captured by the risk indicator include:
  - Counterparty Risk: The insolvency of any institutions providing services such as safekeeping of assets or acting as counterparty to derivatives or other instruments, may expose the Fund to financial loss.

## Charges

The charges are used to pay the costs of running the Fund, including the costs of marketing and distributing it. These charges reduce the potential growth of your investment.

The entry and exit charges shown are maximum figures. In some cases you might pay less. Please refer to your financial advisor or the distributor for the actual entry and exit charges.

\*Subject to a charge of up to 2% paid into the Fund where the Manager suspects excessive trading by an investor.

The ongoing charges figure is based on expenses for the twelve month period ending 25 May 2022. This figure may vary from year to year. It excludes portfolio trade-related costs, except costs paid to the custodian and any entry/exit charge paid to an underlying collective investment scheme (if any).

\*\* To the extent the Fund undertakes securities lending to reduce costs, the Fund will receive 62.5% of the associated revenue generated and the remaining 37.5% will be received by BlackRock as the securities lending agent. As securities lending revenue sharing does not increase the costs of running the Fund, this has been excluded from the ongoing charges.

One-off charges taken before or after you invest	
Entry Charge	None
Exit Charge	None*

This is the maximum that might be taken out of your money before it is invested or before proceeds of your investments are paid out.

Charges taken from the Fund over each year	
Ongoing Charges	0.91%**
Charges taken from the Fund under certain conditions	
Performance Fee	None

## Past Performance

Past performance is not a guide to future performance.

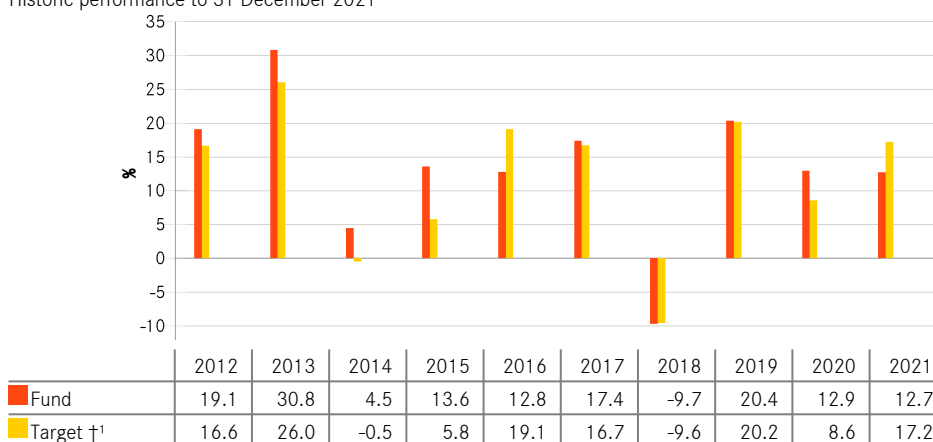
The chart shows the Fund's annual performance in GBP for each full calendar year over the period displayed in the chart. It is expressed as a percentage change of the Fund's net asset value at each year-end. The Fund was launched in 2011. The unit class was launched in 2011.

Performance is shown after deduction of ongoing charges. Any entry/exit charges are excluded from the calculation.

†<sup>1</sup>FTSE All World Developed Europe Ex UK Index (GBP)

It is not intended that the performance of the Fund will track the index.

Historic performance to 31 December 2021



## Practical Information

- The trustee and depositary of the Fund is The Bank of New York Mellon (International) Limited, which also acts as custodian.
- Further information about the Fund can be obtained from the latest annual report and half-yearly reports of the Fund. These documents are available free of charge in English. These can be found, along with other information, such as unit prices, on the BlackRock website at [www.blackrock.com](http://www.blackrock.com) or by calling Investor Services on 0800 44 55 22.
- Investors should note that the tax legislation that applies to the Fund may have an impact on the personal tax position of your investment in the Fund.
- BlackRock Fund Managers Limited may be held liable solely on the basis of any statement contained in this document that is misleading, inaccurate or inconsistent with the relevant parts of the Fund's prospectus.
- The Remuneration Policy of the Management Company, which describes how remuneration and benefits are determined and awarded, and the associated governance arrangements, is available at [www.blackrock.com/Remunerationpolicy](http://www.blackrock.com/Remunerationpolicy) or on request from the registered office of the Management Company.



This document provides you with key investor information about this Fund. It is not marketing material. The information is required by law to help you understand the nature and the risks of investing in this Fund. You are advised to read it so you can make an informed decision about whether to invest.

## Close Select Fixed Income Fund – X (Income)

A sub-fund of Close Discretionary Funds unit trust (ISIN: GB00BD6R7Y87)

This Fund is managed by Close Asset Management (UK) Limited

### OBJECTIVE AND INVESTMENT POLICY

**Objective:** To generate income while maintaining its capital value over the medium term (i.e. more than 5 years).

**Investment policy:** The Fund will hold at least 80% of its portfolio in sterling denominated (or hedged back to sterling) fixed interest securities (including government bonds and corporate bonds) and deposits (including money market instruments).

The fixed interest securities in which the Fund invests may be investment grade, sub-investment grade or unrated. Investment grade securities for the purposes of this Fund are those which are rated at least BBB- (or equivalent) by a single rating agency at the time of purchase.

There may be occasions where the Manager considers that it is prudent, given market conditions, to maintain higher levels of liquidity in the Fund. In such circumstances, the Manager may hold up to 20% of the Fund in cash.

In order to gain indirect exposure to fixed interest securities and deposits (including money market instruments), the Fund may also invest in collective investment schemes (which may include schemes managed by the Manager or an affiliate of the Manager) and closed-ended funds. The Fund may also invest in international non-Sterling fixed income securities.

The Fund may use derivatives for efficient portfolio management.

### OTHER INFORMATION:

Units can be bought or sold in the Fund on any business day, as defined in the Prospectus.


An order must be received by the Administrator by 11:45am on any business day to receive that day's fund price. Please note that if an order is placed by an intermediary or Financial Adviser they may require extra processing time.

Units will be in income units. Income from investments held by the Fund may be directly paid out.

**The Fund should be regarded as a long term investment and may not be appropriate for investors who plan to withdraw their money in the short to medium term i.e. within 5 years.**

### RISK AND REWARD PROFILE

The Risk and Reward profile demonstrates where the Fund ranks in terms of its potential risk and reward. The higher the rank the greater the potential reward but the greater the risk of losing money. It is based on past data (the past 5 years), may change over time and may not be a reliable indication of the future risk profile of the Fund.



The fund is ranked at 4 because funds of this type have experienced average rises and falls in value in the past.

Past performance is not a reliable guide to future performance. The lowest category does not mean risk free.

### INVESTING IN THE FUND CARRIES THE FOLLOWING MAIN RISKS:

**Counterparty risk:** The Fund could lose money if a counterparty with which it transacts becomes unwilling or unable to meet its obligations to the Fund.

**Currency risk:** The Fund invests in overseas assets, denominated in currencies other than Sterling. The Manager aims to remove some of the impact of changes in some exchange rates by hedging, a currency transaction which may protect against such movements. While the Fund operates portfolio hedging to reduce this risk, it may not always be fully effective.

**Default risk:** The Fund may invest in bonds which provide a fixed or variable return and which are a form of loan, the value of which depends on the issuer being able to make its payments. There is a risk that the issuer will fail to do so. Although the Fund generally invests in bonds with high ratings, a high rating does not guarantee an issuer's ability to pay.

**Derivatives risk:** The Fund uses derivatives for efficient portfolio management purposes only (currency hedging). Using derivatives can involve a higher level of risk. A small movement in the price of an underlying investment may result in disproportionately large movements in the price of the derivative instrument.

**Focus risk:** The Fund's value may fall where it has concentrated exposure to an issuer or type of security that is heavily affected by an adverse event.

**Investment risk:** The Fund invests in equities and bonds globally. Share prices can rise or fall due to a number of factors affecting global stock markets.

**Liquidity risk:** In extreme market conditions, some securities held by the fund may become hard to value or sell. In these circumstances, performance may be affected and redemptions in the fund may need to be deferred or the fund suspended for a period of time.

**Management risk:** Investment management techniques that have worked well in normal market conditions could prove ineffective or detrimental at other times.

The full list of the Fund's risks are contained in the "Risk Factors" section of the Prospectus.

## CHARGES

The charges you pay are used to pay the costs of running the Fund, including the costs of managing and distributing it. These charges reduce the potential growth of your investment.

### One-off charges taken before or after you invest

Entry charge	0.00%
Exit charge	0.00%

The entry charge is the maximum that could be taken out of your money before it is invested. The charges shown are maximum figures. In some cases you may pay less. Consult your financial adviser for details.

### Charges taken from the Fund over a year

Ongoing charges	0.48%
-----------------	-------

### Charges taken from the Fund under certain specific conditions

Performance fee	None
-----------------	------

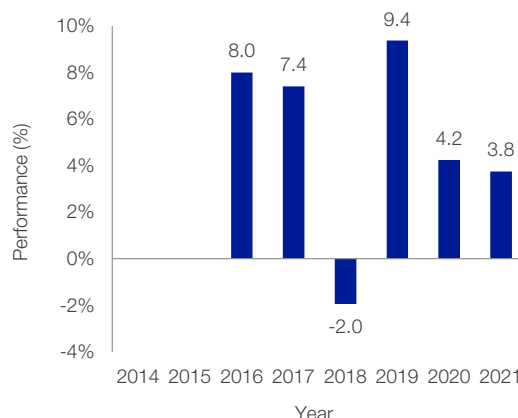
The figure for the ongoing charges excludes portfolio transaction costs, except in the case of an entry/exit charge paid by the Fund when buying or selling shares or units in another fund and transaction costs paid to the custodian of the Fund.

The ongoing charges are based on the Fund's expenses for the twelve months ending 31 March 2022, this now includes the Fund Management Fee which is fixed. Ongoing charges may vary from year to year. Following the recent changes to disclosure requirements; Close-Ended Funds are now included in the calculation of the synthetic element of the ongoing charge.

Further information about charges can be found in the Fees section of the Prospectus.

If you invest through a third party provider (including platforms) you are advised to consult them directly as charges, performance, and terms and conditions may differ materially to those shown in this document.

## PAST PERFORMANCE



The past performance is calculated in GBP.

This chart includes all charges except entry and exit charges.

You should be aware that past performance is not a reliable guide to future performance.

Fund launch date – 15 October 2012.

Unit class launch date – 29 March 2016.

## PRACTICAL INFORMATION

**The Trustee** is The Bank of New York Mellon (International) Limited.

The Fund's **Investment Adviser** is Close Asset Management Limited.

This Key Investor Information Document may not contain all the information you need.

The Fund is a sub-fund of the Close Discretionary Funds ("CDF"), an umbrella structure comprising different sub-funds. This document is specific to the Fund and unit class stated at the beginning of this document. However, the prospectus, annual and half-yearly reports are prepared for the umbrella.

Investors may switch their units in the Fund for units in another sub-fund within CDF, subject to meeting certain conditions. These conditions, as well as other information about dealing, other unit classes of this Fund and other funds in this Trust may be obtained by contacting us (see below).

You can place an order to buy, sell or switch units of the Fund by contacting your adviser or distributor, or us directly at Close Asset Management (UK) Limited, PO Box 367, Darlington, DL1 9RG; or by calling us on 0370 606 6402\*.

\*Calls to this number are recorded for monitoring purposes.

For the latest published price of the units in the Fund, or to obtain the Prospectus or annual/semi-annual report, please

visit [www.closebrothersam.com/funds](http://www.closebrothersam.com/funds) or please contact the registered office of the Fund at 10 Crown Place, London EC2A 4FT. Documents are available free of charge in English.

The assets of the Fund are ring-fenced and cannot be used to pay the debts of other CDF sub-funds.

This Fund is subject to UK tax laws, which may have an impact on your personal tax position. Please speak to a financial adviser for further information.

Details of the up-to-date remuneration policy, including but not limited to, a description of how remuneration and benefits are calculated, the identity of persons responsible for awarding remuneration and benefits and the composition of the remuneration committee are available on [www.closebrothersam.com/funds](http://www.closebrothersam.com/funds). A paper copy of the remuneration policy is available free of charge at the registered office.

Close Asset Management (UK) Limited may be held liable solely on the basis of any statement contained in this document that is misleading, inaccurate or inconsistent with the relevant part of the prospectus for the Fund.

The Fund is authorised in the UK and regulated by the Financial Conduct Authority ("FCA"). Close Asset Management (UK) Limited is authorised in the UK and regulated by the FCA.

This Key Investor Information is accurate as at 2 September 2022.

Close Brothers Asset Management is a trading name of Close Asset Management Limited (Registered number: 01644127) and Close Asset Management (UK) Limited (Registered number: 02998803). Both companies are part of the Close Brothers Group plc group of companies, are registered in England and Wales and are authorised and regulated by the Financial Conduct Authority. Registered office: 10 Crown Place, London EC2A 4FT. VAT registration number: 245 5013 86. CBAM3587. 02.09.2022.



## Key Investor Information

This document provides you with key investor information about this fund. It is not marketing material. The information is required by law to help you understand the nature and the risks of investing in this fund. You are advised to read it so you can make an informed decision about whether to invest.

## FTF ClearBridge Global Infrastructure Income Fund

**Class W (inc) GBP • ISIN GB00BMF7D779 • A sub-fund of Franklin Templeton Funds**

*The management company is Franklin Templeton Fund Management Limited.*

### Objectives and Investment Policy

The Fund's primary aim is to generate income. The Fund also seeks to grow in value by more than the OECD G7 Inflation Index + 5.5%, from a combination of income and investment growth, over five year rolling periods, before all fees and costs are deducted.

There is no guarantee that the Fund will achieve its objective over this or any other time period. Capital invested is at risk and you may get back less than you paid in.

The Fund invests at least 80% of the Fund's assets in a diverse range of shares of companies listed on the stock exchanges of developed countries. Such companies will operate across a variety of infrastructure sub-sectors, which may include gas, electricity, water, toll-roads, airports, rail and communication, anywhere in the world.

Up to 20% of the Fund's assets may be invested in shares of companies, including depositary receipts (a type of listed security which enables investors to hold shares in foreign companies), issued by companies in emerging markets (countries whose economy and financial markets are still developing).

The Fund may also invest in recently issued shares of companies which are not yet listed but which are expected to be listed within 12 months of purchase.

The Fund can use derivatives for efficient portfolio management (managing the Fund in a way that is designed to reduce risk or cost and/or generate extra income or growth). However, the Fund can introduce more speculative use of derivatives in the future on 60 days' notice to investors. Derivatives are financial contracts whose value is linked to the price of another asset (e.g. indices, interest rates, share prices or currencies). Up to 10% of the Fund may be invested in derivatives and recently issued securities.

The Fund usually invests in shares of around 30 – 60 companies, although the Investment Manager may invest in fewer or more companies where it considers this to be in the interests of the Fund.

While the Fund will normally be invested in accordance with the limits set out above, the Investment Manager has the freedom to invest outside of these limits, sometimes significantly, where the Investment Manager considers that, due to prevailing market conditions, it is in the interests of the Fund and its shareholders to do so.

In addition, the Fund may also invest a proportion of its portfolio in other transferable securities, cash and cash equivalents, money market instruments and other collective investment schemes (which may include collective investment schemes operated by the ACD or any of its associates).

The Investment Manager selects securities based on their potential return and risk characteristics and role in achieving the Fund's investment objective. The portfolio is not constrained by any market index. The Investment Manager seeks to select infrastructure and utility companies which operate under a regulatory regime, or concession arrangement which provides the Investment Manager with a predictable cash flow and minimum

yield. In considering yield, the Investment Manager looks at the dividend yield, the dividend per share expectations over a five year period, and the relationship of a company's dividends and cash flows, over an estimated holding period. The Investment Manager has the freedom to choose securities that their research indicates have the strongest potential to meet the Fund's objective. The Investment Manager integrates financial and non-financial considerations in its assessment of a prospective investment. In selecting the Fund's investments, the Investment Manager assesses prospective investments against various environmental, social and governance ("ESG") factors, depending on the sector of the investee company, for example:

- Environmental factors, such as a company's environmental practices, greenhouse gas emissions and energy efficiency initiatives.
- Social factors such as a company's approach to community relations, occupational health and safety and reliability and pricing of services.
- Governance factors such as the governance structure of the company, management incentives and the Fund's alignment with management, board and other shareholders of the company.

These ESG factors are used to inform the Investment Manager's wider assessment of the value and financial attractiveness of each potential investment and exposures are adjusted accordingly. In addition, the Investment Manager assesses an investment's ESG credentials both at the point of proposed investment and in terms of projected credentials in 5 years' time, allowing the Investment Manager to identify investments which are expected to improve ESG credentials over time. The Investment Manager also uses the results of these assessments to inform its strategy for engagement with companies included in the portfolio.

The Fund will not invest in:

- Companies that derive a significant amount of their revenues (10% or more) from the extraction or production of fossil fuels.
- Companies involved in the production, sale or distribution of dedicated and key components of anti-personnel mines and cluster munitions.
- Companies in the following non-infrastructure sectors: mining, explosives, alcohol and gambling.
- Companies that generate more than 5% of their revenues from tobacco.

You may request the sale of your shares in the Fund on any UK business day.

For the income share class shown in this document, dividend income is distributed to investors.

For further information on the Objectives and Investment Policy of the Fund, please refer to the "Investment Objectives and Policies of the Funds" section of the current prospectus of Franklin Templeton Funds.

### Terms to Understand

**Shares of companies (equities):** Securities that represent an ownership stake in a company.

**Transferable securities:** investments such as shares or debt that can be bought and sold between investors.

### Risk and Reward Profile



#### What does this indicator mean and what are its limits?

This indicator is designed to provide you with a measure of the price movement of this share class based on historical behavior.

Historical data may not be a reliable indication of the future risk profile of the Fund. The category shown is not guaranteed to remain unchanged and may shift over time.

The lowest category does not mean risk free.

#### Why is the Fund in this specific category?

The Fund does not offer any capital guarantee or protection and you may not get back the amount invested. The Fund is in its risk/reward category because a concentrated investment (the fund holds fewer investments than many other funds) in shares of infrastructure companies from various countries and sectors have historically been subject to relatively large fluctuations in value. As a result, the performance of the Fund can fluctuate considerably over time.

#### Risks materially relevant not adequately captured by the indicator:

**Derivative Instruments risk:** the risk of loss in an instrument where a small change in the value of the underlying investment may have a larger impact on the value of such instrument. Derivatives may involve additional liquidity, credit and counterparty risks.

**Emerging markets risk:** the risk related to investing in countries that have less developed political, economic, legal and regulatory systems, and that may be impacted by political/economic instability, lack of liquidity or transparency, or safekeeping issues.

**Equity risk:** prices of equities may be affected by factors such as economic, political, market, and issuer-specific changes. Such changes may adversely

affect the value of the equities regardless of company-specific performance.

**Foreign Currency risk:** the risk of loss arising from exchange-rate fluctuations or due to exchange control regulations.

For a full discussion of all the risks applicable to this Fund, please refer to the "Risk Factors" section of the current prospectus of Franklin Templeton Funds.

## Charges

The charges you pay are used to pay the costs of running the Fund, including the costs of marketing and distributing it. These charges reduce the potential growth of your investment.

### One-off charges taken before or after you invest

Entry charge	0.00%
Exit charge	0.00%

*This is the maximum that might be taken out of your money before it is invested.*

### Charges taken from the Fund over a year

Ongoing charges	0.82%
-----------------	-------

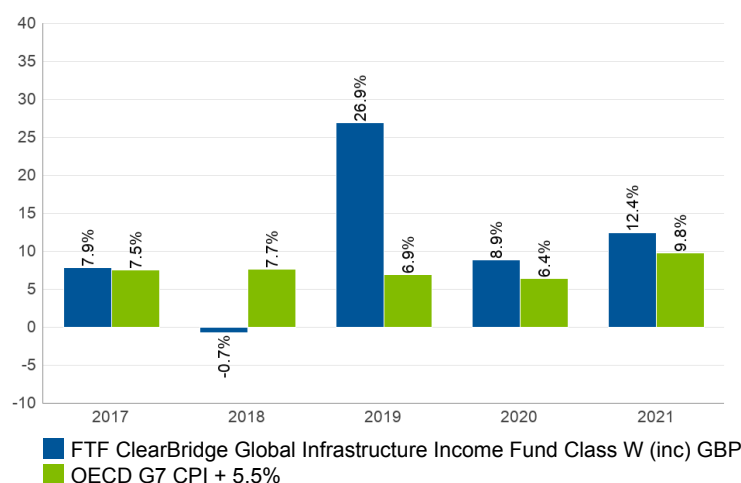
### Charges taken from the Fund under certain specific conditions

Performance fee	Not applicable
-----------------	----------------

The ongoing charges shown here are an estimate of the charges. We have used estimated figures as under current applicable rules we are not allowed to calculate ongoing charges for share classes with less than 12 months of data. The UCITS' annual report for each financial year will include detail on the exact charges made.

For detailed information about charges, please refer to the "Fees and Charges" section of the current prospectus of Franklin Templeton Funds.

## Past Performance



- Past performance is not a guide to future performance.
- The past performance shown here includes all the ongoing charges.
- Past performance is calculated in GBP.
- The Fund was launched in 2022.
- The FTF ClearBridge Global Infrastructure Income Fund was launched on 16 September 2022 to receive the assets of FTF ClearBridge Global Infrastructure Income Fund, a sub-fund of Franklin Templeton Funds II (the "merging fund"). Past performance from the start of the performance chart up until the launch date is simulated based on the past performance of the Class X Inc. GBP in the merging fund.

## Practical Information

- The Depositary of Franklin Templeton Funds is The Bank of New York Mellon (International) Limited.
- You can obtain further information about the Fund, copies of its prospectus and the latest annual and semi-annual reports of Franklin Templeton Funds from the website [www.franklintempleton.co.uk](http://www.franklintempleton.co.uk) or free of charge from Franklin Templeton Fund Management Limited, Cannon Place, 78 Cannon Street, London EC4N 6HL or your financial adviser. These documents are each available in English.
- The latest prices and other practical information on the Fund (including information about the other share classes of the Fund) are available from Franklin Templeton Fund Management Limited, Cannon Place, 78 Cannon Street, London EC4N 6HL or [www.franklintempleton.co.uk](http://www.franklintempleton.co.uk).
- Please note that the United Kingdom taxation regime may have an impact on your personal tax position. Please consult your financial or tax adviser before deciding to invest.
- Franklin Templeton Fund Management Limited may be held liable solely on the basis of any statement contained in this document that is misleading, inaccurate or inconsistent with the relevant parts of the prospectus of the Fund.
- The present Fund is a sub-fund of Franklin Templeton Funds. The prospectus and the annual and semi-annual reports refer to all sub-funds of Franklin Templeton Funds. All sub-funds of Franklin Templeton Funds have segregated assets and liabilities. As a result, each sub-fund is operated independently from each other.
- You may exchange shares with another sub-fund of Franklin Templeton Funds as further described in the prospectus.
- The details of the up-to-date remuneration policy, including, but not limited to, a description of how remuneration and benefits are calculated, the identity of persons responsible for awarding the remuneration and benefits including the composition of the remuneration committee, are available at [www.franklintempleton.co.uk](http://www.franklintempleton.co.uk) and a paper copy can be obtained free of charge.



# LIONTRUST

## MONTHLY INCOME BOND FUND

### KEY INVESTOR INFORMATION DOCUMENT

This document provides you with key investor information about this Fund. It is not marketing material. The information is required by law to help you understand the nature and the risks of investing in this Fund. You are advised to read it so you can make an informed decision about whether to invest.

Liontrust Monthly Income Bond Fund is a sub-fund of the Liontrust Investment Funds ICVC and categorised as a UCITS scheme. This document is based upon the P Inc class (ISIN: GB00B3W7G901). This Fund is managed by Liontrust Fund Partners LLP, a subsidiary of Liontrust Asset Management PLC.

### Objective

- The Fund aims to produce monthly income payments together with capital growth.
- Total Return Target Benchmark: The Fund targets a net total return of at least the IBOXX GBP Corporates (5-15Y) index over the long term (rolling 5-year periods).

### Policy

- The Fund is considered to be actively managed in reference to the benchmark(s) in the performance table by virtue of the fact that the performance fees payable to the Investment Adviser are calculated based on the performance of the Fund against one of the benchmarks (IBOXX GBP Corporates (5-15Y)). However the benchmarks are not used to define the portfolio composition of the Fund and the Fund may be wholly invested in securities which are not constituents of the benchmarks.
- The Fund will invest a minimum of 80% of its assets in investment grade corporate bonds that are sterling denominated or hedged back to sterling.
- The Fund may also invest in government bonds, collective investment schemes (up to 10% of Fund assets), sub-investment grade bonds, other fixed income securities, warrants, cash, deposits and money market instruments.
- The Fund is permitted to use derivatives and forwards for the purposes of efficient portfolio management and for investment purposes. The Fund will also use derivatives (specifically currency forwards, credit default swaps, interest rate swaps, bond futures and embedded derivatives), to manage the Fund's credit, currency and duration exposures. Please refer to the 'Use of Derivatives' section in the prospectus for further details.

### Recommendation

- This Fund may not be appropriate for investors who plan to withdraw their money within 5 years.


### How to buy

- You may buy or sell shares on a daily basis (but not weekends or Bank Holidays). Orders must be received by 11:59am for execution at 12:00 midday valuation point on the same day. Further details can be found at [www.liontrust.co.uk](http://www.liontrust.co.uk).

### Investment process

- Macroeconomic analysis is used to determine the managers' top down view of the world and this helps shape all aspects of portfolio construction and appetite for risk. After this, the managers aim to focus on high-quality issuers and believe this can reduce bond specific risk. Their assessment of quality is a distinctive part of their process, in which they combine traditional credit analysis with a detailed sustainability assessment based on their proprietary model.
- The fund managers assess individual bonds for whether they believe the bonds offer attractive long-term returns and for absolute and relative valuations. There is no point in investing in a bond merely because it is cheap relative to others in the sector if the fund managers believe the total returns are not attractive to the end investor.
- The fund managers seek the best value bonds issued by high-quality issuers across the capital structure, along the maturity curve and that have been issued in the primary credit markets (UK, US and Europe).

## Risk and reward profile



- This Synthetic Risk and Reward Indicator (SRRI) is based on historical data and may not be relied upon to gauge the future risk profile of the Fund.
- The SRRI shown is not guaranteed to remain the same and may shift over time.
- The lowest category (1) does not mean 'risk free'.
- The Fund's risk and reward category has been calculated using the methodology set by the European Commission. It is based upon the higher of the actual historical annualised volatility and the translated annualised volatility of the Fund based upon the internal Value at Risk limit.
- The Fund is categorised 4 primarily for its exposure to a diversified portfolio of debt instruments along with a number of derivative positions.
- The SRRI may not fully take into account the following risks:
  - Bonds are affected by changes in interest rates and their value and the income they generate can rise or fall as a result;
  - the creditworthiness of a bond issuer may also affect that bond's value. Bonds that produce a higher level of income usually also carry greater risk as such bond issuers may have difficulty in paying their debts. The value of a bond would be significantly affected if the issuer either refused to pay or was unable to pay.
- The Fund can invest in derivatives. Derivatives are used to protect against currency, credit or interest rate moves or for investment purposes. There is a risk that losses could be made on derivative positions or that the counterparties could fail to complete on transactions.
- The Fund uses derivative instruments that may result in higher cash levels. Cash may be deposited with several credit counterparties (e.g. international banks) or in short-dated bonds. A credit risk arises should one or more of these counterparties be unable to return the deposited cash.
- The Fund may have both Hedged and Unhedged share classes available. The Hedged share classes use forward foreign exchange contracts to protect returns in the base currency of the Fund.
- The Fund may encounter liquidity constraints from time to time. Participation rates on advertised volumes could fall reflecting the less liquid nature of the current market conditions.
- Counterparty Risk: any derivative contract, including FX hedging, may be at risk if the counterparty fails.
- The level of targeted income is not guaranteed.
- The payment of a performance fee may provide incentive to the investment adviser to take more speculative investments.
- ESG Risk: there may be limitations to the availability, completeness or accuracy of ESG information from third-party providers, or inconsistencies in the consideration of ESG factors across different third party data providers, given the evolving nature of ESG.
- For full details of the Fund's risks, please see the prospectus which may be obtained from Liontrust (address overleaf) or online at [www.liontrust.co.uk](http://www.liontrust.co.uk).

# LIONTRUST

## MONTHLY INCOME BOND FUND

### Charges for this fund

- The charges you pay are used to pay the costs of running the Fund, including the costs of marketing and distributing it. These charges reduce the potential growth of your investment.

#### One-off charges taken before or after you invest

Entry charge	None
Exit charge	None

- This is the maximum that might be taken out of your money before it is invested.

#### Charges taken from the Fund over the year

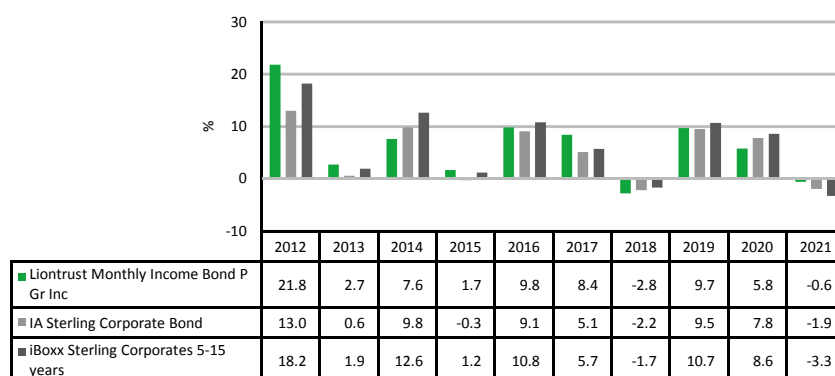
Ongoing charges	0.27%
-----------------	-------

#### Charges taken from the Fund under certain specific circumstances

Performance fee	A performance fee is calculated and accrued at each valuation point. Performance Fee Rate: 20% for outperformance of Performance Benchmark Index (iBoxx 5-15 Year Sterling Corporates Index) on an annual basis. Outperformance Cap Level: 6.25% for the purpose of calculating the Performance Fee payable in respect of any performance period meaning the maximum performance fee that can be paid in a given year is 1.25%. In the Fund's last financial year, a performance fee of 0.69% of the value of the share class was crystallised within the period as a result of trading of shares during the period (in accordance with the methodology set out in the Prospectus).
-----------------	---

### Past performance

- Past performance is not a guide to future performance. It has been calculated on the basis that any distributable income of the Fund has been reinvested. The past performance shown in the chart takes into account all charges except entry and exit charges.
- The Fund launch date is 14 June 2010.
- The P Inc share class launch date is 21 June 2010.
- The base currency of the Fund is pounds sterling.



### Practical information

Authorisation	This Fund is authorised in the UK and regulated by the Financial Conduct Authority.
Trustee	Bank of New York Mellon (International) Ltd.
Investment Adviser	Liontrust Investment Partners LLP.
Further information	Copies of the prospectus and the latest annual and half-yearly reports, which are the primary source of additional information, are available, without charge, from Liontrust Fund Partners LLP, 2 Savoy Court, London, WC2R 0EZ. They are also available electronically at <a href="http://www.liontrust.co.uk">www.liontrust.co.uk</a> .
Taxation	UK tax legislation may have an impact upon your own personal tax position.
Fund prices and other information	The Fund's last published price is available from Liontrust Fund Partners LLP at <a href="http://www.liontrust.co.uk">www.liontrust.co.uk</a> or by writing to us at 2 Savoy Court, London, WC2R 0EZ or by telephoning 0344 892 0349 during business hours (9.00am – 5.00pm).
Remuneration	Information on the current remuneration policy of the Fund, including a description of how remuneration and benefits are calculated and the identity of persons responsible for awarding the remuneration and benefits, is available at <a href="http://www.liontrust.co.uk">www.liontrust.co.uk</a> . A paper copy of this information is available free of charge upon request from Liontrust Fund Partners LLP at 2 Savoy Court, London, WC2R 0EZ.

# Key Investor Information

This document provides you with key investor information about this fund. It is not marketing material. The information is required by law to help you understand the nature and the risks of investing in this fund. You are advised to read it so you can make an informed decision about whether to invest.



## Man GLG High Yield Opportunities Fund Professional Income Shares (Class D)

(ISIN:GB00BJK3W271) Man GLG High Yield Opportunities Fund (the 'Fund') is a sub-fund of Man Fixed Interest ICVC (the 'Company').

Man Fund Management UK Limited, part of Man Group plc, is the Authorised Corporate Director.

### Objectives and investment policy

- The Fund seeks to provide income and capital growth by investing mainly in sub-investment grade bonds (debt securities of issuers that are considered to have a higher risk of failing to make interest payments or repay the initial amount borrowed than "investment grade" issuers, who are considered to carry a low to medium risk).
- The debt securities in which the Fund may invest include those issued by corporate bodies, and those issued or guaranteed by governments or supranational bodies. The Fund may also invest in other transferable securities (such as shares), money market instruments (investments usually issued by banks or governments that are a short term loan), deposits, cash or cash equivalents and other funds (which may include those managed by the ACD or its associates). The Fund may hold a significant portion (or all) of its value in cash and/or liquid assets where it is believed to be in the interests of the Fund and its investors. The Fund will invest at least 80% of its assets in securities rated below investment grade by Standard & Poor's (i.e. below BBB minus) or Moody's (i.e. below Baa3) or an equivalent external rating agency under normal market conditions. The Fund may invest up to 30% of its assets in securities that provide exposure to emerging markets (developing countries). The Fund may invest in or hold distressed, stressed and special situations credit investments (being investments, the issuers of which, are subject to events impacting on their current valuations). Such investments may be in the form of debt instruments or certain credit-related equities.
- The Fund is actively managed, meaning that the Investment Adviser will use its expertise to pick investments to achieve the Fund's objective, however, the Investment Adviser may use the ICE BofA Global High Yield Index as a guide in selecting assets for the Fund. The Fund principally uses a bottom-up approach to select assets (i.e. focusing on analysing individual investments, rather than markets), and will consider a number of factors, mainly using the issuer's financial statements, for example, leverage (indebtedness), cash-flow and earnings.
- The Fund may pursue a 'long-short strategy', which means that, in addition to buying and holding assets with the expectation that they will rise in value, it may take positions against issuers which are viewed as overvalued or expected to fall in value ('short' positions).
- Use of financial derivative instruments ("FDI")*. The Fund may use FDI (instruments whose prices are dependent on one or more underlying assets) to take 'short' positions in order to achieve the investment objective and for efficient portfolio management to hedge (a technique using investments to reduce risk) against anticipated movements in a market or security, or where it is more economically effective than directly holding the underlying asset.
- Benchmarks*. The Fund is managed with reference to benchmarks. The ICE BofA Global High Yield Index, is considered to constrain the assets in which the Fund may invest and is used for investment purposes (which can include construction of the Fund's portfolio universe and/or to assist with the management of risk in the Fund).
- Dealing*. Shares can be bought and sold on each Business Day, as detailed in the Fund prospectus.
- Investment Horizon*. This Fund may not be appropriate for investors who plan to withdraw their money within 3 years.
- Treatment of income*. Income earned on investments will be distributed to investors as an income payment.

### Risk and reward profile

Lower risk ← Higher risk  
Typically lower rewards      Typically higher rewards



- The lowest category does not mean 'risk free'.
- The risk and reward profile is not guaranteed and may change over time.
- Historical data may not be a reliable indication for the future.
- The risk category for this share class is 4 as funds of this nature engage in strategies that typically have a moderate volatility. The calculation is based on the historical volatility of the Fund's performance. Where there is insufficient Fund performance the calculation is based on either the historical volatility of a relevant benchmark for the investment strategy or the manager's Value at Risk limit for the Fund. Please refer to the prospectus for further information relating to the Value at Risk.

#### The following risks may not be fully captured by the risk and reward profile:

- The Fund is subject to normal market fluctuations and the risks associated with investing in international securities markets. Therefore, the value of your investment and the income from it may rise as well as fall and you may not get back the amount originally invested.
- The Fund may invest a significant proportion of its assets in non-investment grade securities (such as "high yield" securities) which are considered higher risk investments that may cause income and principal losses for the Fund. They are instruments which credit agencies have given a rating which indicates a higher risk of default. The market values for high yield bonds and other instruments tend to be volatile and they are less liquid than investment grade securities.

- The Fund may invest a significant proportion of its assets in securities with exposure to emerging markets which involve additional risks relating to matters such as the illiquidity of securities and the potentially volatile nature of markets not typically associated with investing in other more established economies or markets.
  - The fund may make investments or hold trading positions in markets that are volatile and which may become illiquid.
  - The Fund will be exposed to credit risk on counterparties with which it trades in relation to on-exchange traded instruments and 'over-the-counter' ("OTC", "non-exchange") transactions.
  - OTC instruments may also be less liquid and are not afforded the same protections that may apply to participants trading instruments on an organised exchange.
  - The Fund's use of FDI may result in increased leverage which may lead to significant losses.
  - Whilst the Fund aims to provide capital growth over 3 years this is not guaranteed.
  - The Fund may invest in contingent convertible ("coco") bonds. The performance of such bonds is dependent on a number of factors including interest rates, credit and equity performance, and the correlations between factors. As such these securities introduce significant additional risk to an investment in the Fund.
  - The Fund will invest financial derivative instruments ("FDI") (instruments whose prices are dependent on one or more underlying asset) to achieve its investment objective. The use of FDI involves additional risks such as high sensitivity to price movements of the asset on which it is based. The extensive use of FDI may significantly multiply the gains or losses.
  - There is no guarantee that the Fund will achieve its investment objective.
- A complete description of risks is set out in the prospectus section entitled 'Risk Factors'.

## Charges

The charges you pay are used to pay the costs of running the Fund. These charges reduce the potential growth of your investment.

### One-off charges taken before or after you invest

Entry charge	None
Exit charge	None

This is the maximum that might be taken out of your money before it is invested / before the proceeds of your investment are paid out.

### Charges taken from the fund over a year

Ongoing charges	0.75%
-----------------	-------

### Charges taken from the fund under certain specific conditions

Performance fee	None
-----------------	------

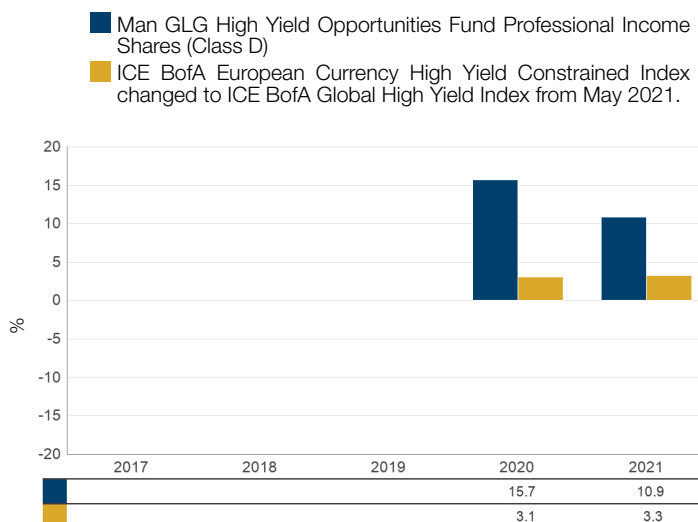
The entry and exit charges shown are maximum figures and in some cases you might pay less. Please refer to your financial advisor or the distributor for the actual charges.

The ongoing charges figure is based on expenses for the year ending 30/06/2021.

This figure may vary from year to year. It excludes performance fees (where applicable) and portfolio transaction costs, except in the case of an entry/exit charge paid by the Fund when buying or selling units in another sub-fund.

If you switch between different sub-funds of the Company you may pay a switching charge on your subscription to the new sub-fund. This charge may be an amount equal to the entry charge of the new sub-fund.

## Past performance



- The Fund was authorised in 2019. This share class was launched on 16 July 2019.
- The past performance chart shows the annual performance, calculated in GBP, for each full calendar year since launch.
- Please be aware that past performance is not a reliable indicator of, or guide to, future performance.
- Please note that in May 2021 the constraining benchmark changed from the ICE BofA European Currency High Yield Constrained Index To ICE BofA Global High Yield Index.

## Practical information

- The Fund is a sub-fund of the Company which is an umbrella scheme comprising a number of sub-funds.
- The Bank of New York Mellon (International) Limited is the depositary of the Company. The Fund's assets are treated as being segregated from the assets of other sub-funds of the Company.
- Additional information related to the Fund is located in the prospectus which is produced in an official language of the jurisdictions in which the Fund is registered for public sale. The prospectus is available together with the most recent financial statements, information on other share classes and the latest prices of shares free of charge at [www.man.com](http://www.man.com).
- The Fund is subject to taxation legislation in the UK, which may have an impact on your personal tax position as an investor in the Fund.
- Man Fund Management UK Limited may be held liable solely on the basis of any statement contained in this document that is misleading, inaccurate or inconsistent with the relevant parts of the prospectus for the Fund.
- You may switch shares in the Fund for shares in any other sub-fund of the Company. Further information and provisions are in the prospectus.
- Details of Man Fund Management UK Limited's Remuneration Policy are available at [www.man.com/mfm-remuneration-policy](http://www.man.com/mfm-remuneration-policy), including: (a) a description of how remuneration and benefits are calculated; and (b) the identity of persons responsible for awarding remuneration and benefits. A paper copy of these details may be obtained, free of charge, at Man Fund Management UK Limited at Riverbank House, 2 Swan Lane, London, EC4R 3AD, United Kingdom.
- The index data referenced herein is the property of ICE Data Indices, LLC, its affiliates ("ICE Data") and/or its Third Party Suppliers and has been licensed for use by Man Fund Management UK Limited. ICE Data and its Third Party Suppliers accept no liability in connection with its use. See: <https://www.man.com/indices-disclaimer> for full disclaimers.

# Key Investor Information

This document provides you with key investor information about this fund. It is not marketing material. The information is required by law to help you understand the nature and the risks of investing in this fund. You are advised to read it so you can make an informed decision about whether to invest.



## Man GLG Income Fund Professional Income Shares (Class D)


(ISIN:GB00B0117D35) Man GLG Income Fund (the 'Fund') is a sub-fund of Man UK ICVC (the 'Company').

Man Fund Management UK Limited, part of Man Group plc, is the Authorised Corporate Director.

### Objectives and investment policy

- The Fund seeks to achieve a level of income (gross of fees) above the FTSE All Share Total Return Index ("FTSE Index") over 1 year rolling period and to outperform (gross of fees) the FTSE Index over the long-term (over 5 year rolling periods). To achieve this objective, the Fund will invest at least 80% of its assets, directly or indirectly, in equities that either have: (i) their registered office in the UK; (ii) carry out a predominant proportion of their business activity in the UK market; and/or (iii) are listed on a UK stock exchange.
- The Fund may invest in equities which are equities other than those meeting the criteria described above, American Deposit Receipts ('ADR') and other equity linked instruments including (without limitation) exchange traded or "over the counter" (traded via broker-dealer network) financial derivative instruments (instruments whose prices are dependent on one or more underlying asset) such as stock options, equity swaps and contracts for differences. The Fund may also invest in transferable money market securities (including certificates of deposit, commercial paper and bankers acceptances), fixed and floating rate government and corporate bonds, bonds convertible into common stock, preferred shares and other fixed income investments. Furthermore, the Fund may also hold liquid assets such as time deposits and may use currency transactions, including forward currency contracts, currency swaps and foreign currencies to alter the exposure characteristics of the transferable securities held by the Fund. Fixed income investments may be issued by any government, company or international agency.
- The Investment Adviser uses the FTSE Index as a guide for selecting assets for the Fund, however the Fund is actively managed, meaning that the Investment Adviser will use its expertise to pick investments to achieve the Fund's objective. The Investment Adviser seeks to identify companies trading below the Investment Adviser's estimation of the value of their tangible assets (physical and measurable assets that are used in a company's operations such as property, plant, and equipment) or their replacement cost, or whose profit streams (which focuses on the cash generated for shareholders) the Investment Adviser considers to be undervalued.
- Use of financial derivative instruments ("FDI"). The Fund may use FDI extensively to achieve the investment objective and for efficient portfolio management purposes to hedge (a technique using investments to reduce risk) against anticipated movements in a market or security, or where it is more economically effective than directly holding the underlying asset.
- Benchmarks.** The Fund is managed with reference to benchmarks. The Fund's performance targets (as detailed above) have been chosen on the basis that the ACD considers them to set a reasonable performance target for the Fund to achieve, taking into account a number of factors including (for instance): (i) the investment strategy pursued by the Investment Adviser, and (ii) the assets in which the Fund will principally invest. Whilst the Investment Adviser may deviate from the FTSE Index, in terms of holdings selection, the index is used for investment purposes (which can include construction of the Fund's portfolio universe and/or to assist with the management of risk in the Fund).
- Dealing.** Shares can be bought and sold on each Business Day, as detailed in the Fund prospectus.
- Investment Horizon:** This Fund may not be appropriate for investors who plan to withdraw their money within 5 years.
- Treatment of income.** Income earned on investments will be distributed to investors as an income payment.

### Risk and reward profile



- The lowest category does not mean 'risk free'.
- The risk and reward profile is not guaranteed and may change over time.
- Historical data may not be a reliable indication for the future.
- The risk category for this share class is 6 as funds of this nature engage in strategies that typically have a high volatility. The calculation is based on the historical volatility of the Fund's performance. Where there is insufficient Fund performance the calculation is based on either the historical volatility of a relevant benchmark for the investment strategy or the manager's Value at Risk limit for the Fund. Please refer to the prospectus for further information relating to the Value at Risk.

#### The following risks may not be fully captured by the risk and reward profile:

- The Fund will be exposed to credit risk on counterparties with which it trades in relation to on-exchange traded instruments such as futures and options

and where applicable, 'over-the-counter' ("OTC", "non-exchange") transactions. OTC instruments may also be less liquid and are not afforded the same protections that may apply to participants trading instruments on an organised exchange.

- Liquidity characteristics of non-exchange listed investments can be irregular, and may result in higher than anticipated costs to liquidate the investment.
- The Fund may invest in financial derivative instruments ("FDI") (instruments whose prices are dependent on one or more underlying asset) typically for hedging purposes. The use of FDI involves additional risks such as high sensitivity to price movements of the asset on which it is based. The use of FDI may multiply the gains or losses.
- The Fund is a specialist country-specific fund which, as a result, may carry greater risk than a more internationally diversified portfolio.
- The Fund is subject to normal market fluctuations and the risks associated with investing in international securities markets.
- The value of your investment and the income from it may rise as well as fall and you may not get back the amount originally invested.
- There is no guarantee that the Fund will achieve its investment objective.

A complete description of risks is set out in the prospectus section entitled 'Risk Factors'.



## Charges

The charges you pay are used to pay the costs of running the Fund. These charges reduce the potential growth of your investment.

### One-off charges taken before or after you invest

Entry charge	None
Exit charge	None

This is the maximum that might be taken out of your money before it is invested / before the proceeds of your investment are paid out.

### Charges taken from the fund over a year

Ongoing charges	0.90%
-----------------	-------

### Charges taken from the fund under certain specific conditions

Performance fee	None
-----------------	------

The entry and exit charges shown are maximum figures and in some cases you might pay less. Please refer to your financial advisor or the distributor for the actual charges.

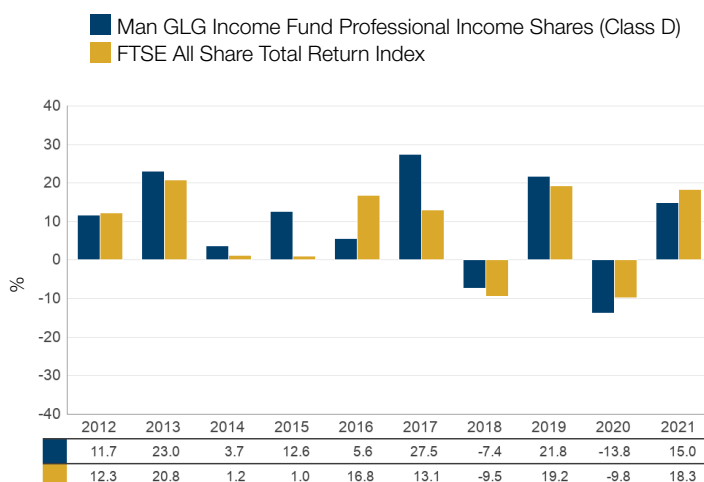
The ongoing charges figure is based on expenses for the year ending 28/02/2022.

This figure may vary from year to year. It excludes performance fees (where applicable) and portfolio transaction costs, except in the case of an entry/exit charge paid by the Fund when buying or selling units in another sub-fund.

If you switch between different sub-funds of the Company you may pay a switching charge on your subscription to the new sub-fund. This charge may be an amount equal to the entry charge of the new sub-fund.

For detailed information on charges and fees please see the 'Fees and Expenses' section of the prospectus.

## Past performance



- The Fund was authorised in 2004. This share class was launched on 25 May 2004.
- The past performance chart shows the annual performance, calculated in GBP, for each full calendar year since launch.
- The performance in this table includes all fees and expenses, excluding any entry or exit charges, and shows percentage year-on-year changes in Fund value.
- Please be aware that past performance is not a reliable indicator of, or guide to, future performance.
- The Fund is not an index-tracker and does not seek to track the index shown in the past performance chart. The index performance data is shown for illustration purposes only.

## Practical information

- The Fund is a sub-fund of the Company which is an umbrella scheme comprising a number of sub-funds.
- The Bank of New York Mellon (International) Limited is the depositary of the Company. The Fund's assets are treated as being segregated from the assets of other sub-funds of the Company.
- Additional information related to the Fund is located in the prospectus which is produced in an official language of the jurisdictions in which the Fund is registered for public sale. The prospectus is available together with the most recent financial statements, information on other share classes and the latest prices of shares free of charge at [www.man.com](http://www.man.com).
- The Fund is subject to taxation legislation in the UK, which may have an impact on your personal tax position as an investor in the Fund.
- Man Fund Management UK Limited may be held liable solely on the basis of any statement contained in this document that is misleading, inaccurate or inconsistent with the relevant parts of the prospectus for the Fund.
- You may switch shares in the Fund for shares in any other sub-fund of the Company. Further information and provisions are in the prospectus.
- Details of Man Fund Management UK Limited's Remuneration Policy are available at [www.man.com/mfm-remuneration-policy](http://www.man.com/mfm-remuneration-policy), including: (a) a description of how remuneration and benefits are calculated; and (b) the identity of persons responsible for awarding remuneration and benefits. A paper copy of these details may be obtained, free of charge, at Man Fund Management UK Limited at Riverbank House, 2 Swan Lane, London, EC4R 3AD, United Kingdom.
- The Funds are not in any way connected to or sponsored, endorsed, sold or promoted by the London Stock Exchange Group plc and its group undertakings (collectively, the "LSE Group"). The LSE Group does not accept any liability whatsoever to any person arising out of the use of the Fund or the underlying data. See: <https://www.man.com/indices-disclaimer> for full disclaimers.

This document provides you with key investor information about this fund. It is not marketing material. The information is required by law to help you understand the nature and the risks of investing in this fund. You are advised to read it so you can make an informed decision about whether to invest.

## Royal London Global Bond Opportunities Fund (Income - Class Z Shares)

A sub-fund of Royal London Asset Management Funds plc ISIN: IE00BYTYX230  
 FundRock Management Company S.A. as its Management Company

### Objectives and investment policy

**Objective** The investment objective of the Fund is to achieve a high level of income with the opportunity for capital growth.

**Policy** The Fund will invest predominantly in non-Sterling and Sterling denominated fixed income securities issued globally, including up to 10% in emerging markets. The Fund will invest in fixed or floating rate debt securities (rated or non-rated), including investment grade, sub-investment grade, high yield and preference shares.

The Fund may also invest up to 10% in equities when consistent with its investment objective.

The Fund will invest in derivatives for efficient portfolio management and investment management purposes.

The Fund can invest up to 100% in investment grade bonds or up to 100% in low quality bonds. The Fund will aim to invest a minimum of 50% in non-Sterling denominated bonds.

The Fund is actively managed and is not managed in reference to any benchmark index.

**More information on the sustainability factors for this fund can be found in the prospectus on our website at**

**www.rlam.co.uk**

**Recommendation** The Fund may not be appropriate for investors who plan to withdraw their money within 3 years.

### Concepts to understand

**Bonds** Securities that represent an obligation to repay a debt, with interest. Investment grade bonds are high quality bonds that are viewed as being highly likely to make all scheduled payments of interest and principal. Low quality bonds carry higher risk but also typically pay higher rates of interest.

**Derivative** A financial instrument whose price is dependent upon or derived from one or more underlying asset.

**Efficient Portfolio Management** An investment technique that allows the use of derivatives for at least one of the following purposes: to increase the value of the Fund; to protect the value of the Fund or to reduce the risks of certain investments.


**Currency Hedged Share Classes** Currency Hedged Share Classes aim to provide investors with a return highly correlated to the return of the base currency share class by minimising the impact of exchange rate fluctuations between the base currency of the Fund and the investor's chosen currency.

**Derivatives** are typically used to hedge the relevant share classes.

*You can buy and sell your shares on each working day in London, except public holidays, at 5.00pm (Irish time) if you tell us before 5.00pm (Irish time) that you want to do so. Instructions received after 5.00pm (Irish time) will be processed at 5.00pm (Irish time) on the following working day.*

The Fund issues both income shares (shares in which any income is paid out to you) and accumulation shares (shares in which any income is reinvested in the Fund). Other share classes may be available as described in the Prospectus. If this is an income share class, any income will be paid out to you. If this is an accumulation share class, any income will be reinvested in the Fund.

### Risk and reward profile



The fund is shown in risk category 4 because its share price has shown a medium level of volatility historically. The indicator has been calculated using historical data and may not be a reliable indication of the future risk profile of the Fund. As an investment, bonds are typically more volatile than money market instruments but less volatile than shares. Bonds issued by corporations are typically more volatile than bonds issued by governments. The risk and reward indicator is not a measure of the expected rise or fall in capital but shows how sharply the Fund's share price has gone up and down historically.

A fund whose share price has experienced sharp or large increases or decreases will sit in a higher risk category, whereas a fund whose share price has experienced small or gradual increases or decreases will sit in a lower risk category.

The indicator is calculated using a standard methodology that is used by all companies offering such funds in Europe.

The risk/reward indicator is an estimate and not a guarantee. Going forward, the Fund's actual volatility could be higher or lower, and its rated risk/reward profile could change. The lowest risk category does not mean the investment is risk free.

The risk indicator does not adequately capture the following risks, which are materially relevant to the Fund:

**Investment Risk** The value of investments and any income from them may go down as well as up and is not guaranteed. Investors may not get back the amount invested.

**Credit Risk** Should the issuer of a fixed income security become unable to make income or capital payments, or their rating is downgraded, the value of that investment will fall. Fixed income securities that have a lower credit rating can pay a higher level of income and have an increased risk of default.

**Derivative Risk** Derivatives are highly sensitive to changes in the value of the underlying asset which can increase both Fund losses and gains. The impact to the Fund can be greater where they are used in an extensive or complex manner, where the Fund could lose significantly more than the amount invested in derivatives.

**EPM Techniques** The Fund may engage in EPM techniques including holdings of derivative instruments. Whilst intended to reduce risk, the use of these instruments may expose the Fund to increased price volatility.

**Exchange Rate Risk** Investing in assets denominated in a currency other than the base currency of the Fund means the value of the investment can be affected by changes in exchange rates.

**Interest Rate Risk** Fixed interest securities are particularly affected by trends in interest rates and inflation. If interest rates go up, the value of capital may fall, and vice versa. Inflation will also decrease the real value of capital.

**Liquidity Risk** In difficult market conditions the value of certain fund investments may be difficult to value and harder to sell, or sell at a fair price, resulting in unpredictable falls in the value of your holding.

**Emerging Markets Risk** Investing in Emerging Markets may provide the potential for greater rewards but carries greater risk due to the possibility of high volatility, low liquidity, currency fluctuations, the adverse effect of social, political and economic instability, weak supervisory structures and accounting standards.

**Counterparty Risk** The insolvency of any institutions providing services such as safekeeping of assets or acting as counterparty to derivatives or other instruments, may expose the Fund to financial loss.

## Charges

The charges you pay are used to pay the costs of running the Fund, including the costs of marketing and distributing the Fund. These charges reduce the potential growth of the investment.

### One-off charges taken before or after you invest:

Entry charge	None
--------------	------

Exit charge	None
-------------	------

### Charges taken from the fund over a year:

Ongoing charge	0.52%
----------------	-------

### Charges taken from the fund under specific conditions:

Performance fee	None
-----------------	------

The entry and exit charge is the maximum that might be taken out of your money before it is invested or before the proceeds of your investment are paid out.

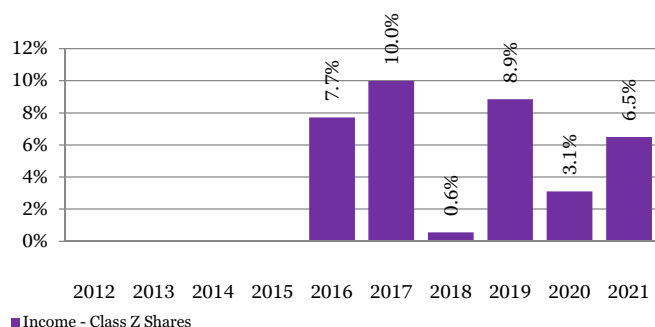
Ongoing charge is based on the Fund Management Fee (FMF), which is the periodic fee paid to cover the expenses of the Fund. This figure does not include portfolio transaction costs.

## Past performance

The graph shows fund performance over the past 5 years where available. The figure for a given year shows how much the Fund increased or decreased in value during that year. These results reflect ongoing charges taken from the Fund, but do not reflect any entry charges you might have to pay.

The Fund was launched on 8 December 2015 and the share class on 8 December 2015.

The Royal London Global Bond Opportunities Fund  
(Income - Class Z Shares) in GBP



Source: RLAM and DataStream as at 31 December 2021

Past performance is not a guide to future performance and may not be repeated.

The chart shows performance in British Pounds after the ongoing charges and the portfolio transaction costs have been paid. Entry and exit charges are excluded from calculations of past performance.

## Practical information

**Depository:** State Street Custodial Services (Ireland) Ltd.

**Additional Information:** This Key Investor Information Document (KIID) may not contain all the information you need. For additional information on this fund (including the Supplementary Information Document), on other share classes of this fund and on other funds, or to obtain a free copy of the Fund's Prospectus or the annual and semi-annual shareholder reports, call the information line or write to the registered office, details of which are below. Alternatively, visit [www.rlam.co.uk](http://www.rlam.co.uk). The Prospectus and shareholder reports are in English.

This document describes one share class of the Fund. The Prospectus and annual and semi-annual shareholder reports are prepared for the entire fund across all share classes.

For fund performance and most recent share price, visit [www.rlam.co.uk](http://www.rlam.co.uk).

The Fund is a sub-fund of Royal London Asset Management Funds plc, which is an umbrella fund with segregated liability between sub-funds. As a consequence, the holdings of one sub-fund are kept separate from the holdings of other sub-funds and your investment in the Fund cannot be used to pay the liabilities of any other sub-fund. Investors may exchange their shares in the Fund for shares in other sub-funds of Royal London Asset Management Funds plc.

Should you wish to switch share classes or funds, please see the "Switching" section of the Prospectus for details.

**Tax:** Investors should note that the tax legislation that applies to the Fund may have an impact on the personal tax position of their investment in the Fund.

Contact your adviser to discuss tax treatment, suitability of this investment, and other questions.

**Notices:** FundRock Management Company S.A. may be held liable solely on the basis of any statement contained in this document that is misleading, inaccurate or inconsistent with the relevant parts of the Prospectus.

This Fund and Royal London Asset Management Funds plc are authorised in Ireland and regulated by the Central Bank of Ireland.

The Management Company is authorised in Luxembourg and supervised by the Commission de Surveillance du Secteur Financier (CSSF).

A paper copy of the detailed and up-to-date remuneration policy of the Management Company, including a description of how remuneration and benefits are calculated, the identity of persons responsible for awarding the remuneration and benefits, is available free of charge at its registered office and on the website [www.fundrock.com](http://www.fundrock.com), under section "Fund documentation".

**Address:** FundRock Management Company S.A., H2O Building, 33, rue de Gasperich, L-5826, Hesperange, Luxembourg

**Telephone:** +353 1853 8797

**Website:** [www.rlam.co.uk](http://www.rlam.co.uk)

A member of the Investment Association

**Publication Date:** This Key Investor Information is accurate as at 11 February 2022

This document provides you with key investor information about this fund. It is not marketing material. The information is required by law to help you understand the nature and the risks of investing in this fund. You are advised to read it so you can make an informed decision about whether to invest.

# Schroder Asian Income Maximiser

an Authorised Unit Trust of Schroder Unit Trusts Limited

Class L Income GBP (GB00BDD29F14)

This fund is managed by Schroder Unit Trusts Limited, which is a member of the Schroders Group.

## Objectives and investment policy

### Objectives

The fund aims to provide income and capital growth by investing in equities of Asian companies, excluding Japan. The fund aims to deliver an income of 7% per year but this is not guaranteed and could change depending on market conditions.

### Investment Policy

The fund is actively managed and invests at least 80% of its assets in equities of Asian companies, excluding Japan, which are selected for their long term income and capital growth potential.

To seek to enhance the yield, the investment manager selectively sells short dated call options over individual securities, portfolios of securities or indices held by the fund, by agreeing strike prices above which potential capital growth is sold.

The fund may also invest directly or indirectly in other securities (including in other asset classes), countries, regions, industries or currencies, collective investment schemes (including Schroder funds), warrants and money market

instruments, and hold cash.

The fund may use derivatives with the aim of achieving investment gains, reducing risk or managing the fund more efficiently.  
The fund's investment strategy will typically underperform a similar portfolio without derivatives in periods when the underlying stock prices are rising, and has the potential to outperform when the underlying stock prices are falling.

### Benchmark

The fund's performance should be assessed against the income target of 7% per year, and compared against the MSCI AC Pacific ex Japan (Net Total Return) index and the Investment Association Asia Pacific ex Japan sector average return.

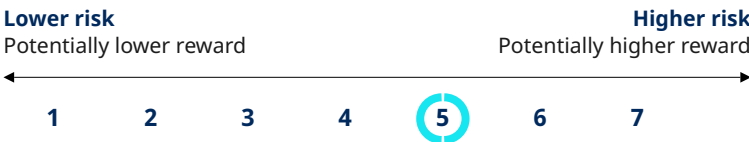
### Dealing Frequency

You may redeem your investment upon demand. This fund deals daily.

### Distribution Policy

This unit class pays income received from the fund's investments to you quarterly.

## Risk and reward profile



### The risk and reward indicator

The risk category was calculated using historical performance data and may not be a reliable indicator of the fund's future risk profile.

The fund's risk category is not guaranteed to remain fixed and may change over time.

A fund in the lowest category does not mean a risk-free investment.  
The fund is in this category because it can take higher risks in search of higher rewards and its price may rise and fall accordingly.

### Risk factors

Capital risk / Distribution policy: As the fund intends to pay dividends regardless of its performance, a dividend may represent a return of part of the amount you invested.

Currency risk: The fund may lose value as a result of movements in foreign exchange rates.

Maximiser funds: Derivatives are used to generate income (which is paid to investors) and to reduce the volatility of returns but they may also reduce fund

performance or erode capital value.  
Emerging Markets & Frontier risk: Emerging markets, and especially frontier markets, generally carry greater political, legal, counterparty, operational and liquidity risk than developed markets.  
Liquidity risk: In difficult market conditions, the fund may not be able to sell a security for full value or at all. This could affect performance and could cause the fund to defer or suspend redemptions of its shares.  
Operational risk: Operational processes, including those related to the safekeeping of assets, may fail. This may result in losses to the fund.  
Performance risk: Investment objectives express an intended result but there is no guarantee that such a result will be achieved. Depending on market conditions and the macro economic environment, investment objectives may become more difficult to achieve.  
IBOR: The transition of the financial markets away from the use of interbank offered rates (IBORs) to alternative reference rates may impact the valuation of certain holdings and disrupt liquidity in certain instruments. This may impact the investment performance of the fund.  
Derivatives risk: Derivatives may be used to manage the portfolio efficiently. The fund may also materially invest in derivatives including using short selling and leverage techniques with the aim of making a return. A derivative may not perform as expected, may create losses greater than the cost of the derivative and may result in losses to the fund.

## Charges

One-off charges taken before or after you invest	
Entry charge	None
Exit charge	None
This is the maximum that might be taken out of your money before it is invested or before the proceeds of your investment are paid out.	
Charges taken from the fund over a year	
Ongoing charges	0.82%
Charges taken from the fund under certain specific conditions	
Performance fee	
None	

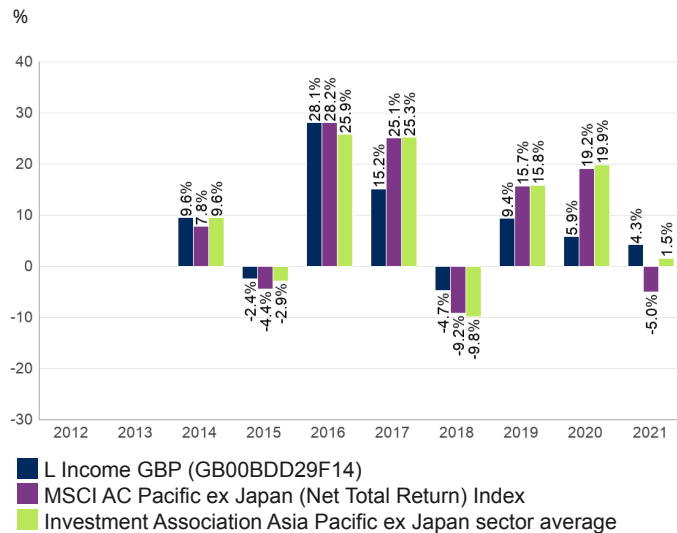
The charges you pay are used to pay the costs of running the fund, including the costs of marketing and distributing it. These charges reduce the potential growth of your investment.

The entry and exit charges shown are maximum figures and in some cases you might pay less. You can find out the actual entry and exit charges from your financial advisor.

The ongoing charges figure is based on the last year's expenses for the year ending December 2021 and may vary from year to year. The ongoing charge figure excludes portfolio transaction costs. The charges are mostly, if not exclusively, the Schroders Annual Charge (as may be discounted for retail unit classes depending on the size of the fund) but certain additional expenses may be charged as set out in the prospectus. The Schroders Annual Charge (without any discount) for this unit class of the fund is 0.82%. The fund's annual report for each financial year will include details on the exact charges made including any discounts.

Please see the prospectus for more details about the charges.

## Past performance



Past performance is not a guide to future performance and may not be repeated. The value of investments may go down as well as up and you may not get back the amount you originally invested.

The chart shows performance in British pound after the ongoing charges and the portfolio transaction costs have been paid.

The fund was launched on 01/06/2010.

The shareclass was launched on 01/10/2013.

Performance figures are only available since the launch of the respective share class.

## Practical information

**Trustee:** J. P. Morgan Europe Ltd.

**Further Information:** You can get further information about this fund, including the prospectus, latest annual report, any subsequent half-yearly reports and the latest price of units from [www.schroders.com/ukinvestor](http://www.schroders.com/ukinvestor) and from Schroders, PO Box 1402, Sunderland, SR43 4AF, England, telephone 0800 182 2399. They are in English, free of charge.

**Tax Legislation:** The fund is subject to UK tax legislation which may have an impact on your personal tax position.

**Liability:** Schroder Unit Trusts Ltd may be held liable solely on the basis of any statement contained in this document that is misleading, inaccurate or inconsistent with the relevant parts of the fund's prospectus.

**Switches:** Subject to conditions, you may apply to switch your investment into another unit class within this fund or in another Schroder fund. Please see the

prospectus for more details.

**Remuneration Policy:** A summary of Schroders' remuneration policy and related disclosures is at [www.schroders.com/remuneration-disclosures](http://www.schroders.com/remuneration-disclosures). A paper copy is available free of charge upon request.

The policy includes a description of how remuneration and benefits are calculated & the identities of persons responsible for awarding the remuneration and benefits.

**Glossary:** You can find an explanation of some of the terms used in this document at [www.schroders.com/ukinvestor/glossary](http://www.schroders.com/ukinvestor/glossary).

**Benchmark:** The income target has been selected because the investment manager deploys strategies that aim to deliver the level of income stated in the investment objective. The comparator benchmarks have been selected because the investment manager and the manager believe that each of these benchmarks is a suitable comparison for performance purposes given the fund's investment objective and policy.



This document provides you with key investor information about this fund. It is not marketing material. The information is required by law to help you understand the nature and the risks of investing in this fund. You are advised to read it so you can make an informed decision about whether to invest.

Schroder Income Maximiser

an Authorised Unit Trust of Schroder Unit Trusts Limited

Class L Income GBP (GB00BDD2F083)

This fund is managed by Schroder Unit Trusts Limited, which is a member of the Schroders Group.

Objectives and investment policy

Objectives

The fund aims to provide income and capital growth by investing in equity and equity-related securities of UK companies. The fund aims to deliver an income of 7% per year but this is not guaranteed and could change depending on market conditions.

Investment Policy

The fund is actively managed and invests at least 80% of its assets in equities of UK companies which are selected for their long term income and capital growth potential. These are companies that are incorporated, headquartered or have their principal business activities in the UK.

To seek to enhance the yield, the investment manager selectively sells short dated call options over individual securities, portfolios of securities or indices held by the fund, by agreeing strike prices above which potential capital growth is sold.

The fund may also invest directly or indirectly in other securities (including in other asset classes), countries, regions, industries or currencies, collective

investment schemes (including Schroder funds), warrants and money market instruments, and hold cash.

The fund may use derivatives with the aim of achieving investment gains, reducing risk or managing the fund more efficiently.

The fund's investment strategy will typically underperform a similar portfolio without derivatives in periods when the underlying stock prices are rising, and outperform when the underlying stock prices are falling.

Benchmark

The fund's performance should be assessed against the income target of 7% per year, and compared against the FTSE All Share (Gross Total Return) Index and the Investment Association UK Equity Income sector average return.

Dealing Frequency

You may redeem your investment upon demand. This fund deals daily.

Distribution Policy

This unit class pays income received from the fund's investments to you quarterly.

Risk and reward profile

Lower risk

Potentially lower reward

Higher risk

Potentially higher reward

←

1

2

3

4

5

6

7

→

The risk and reward indicator

The risk category was calculated using historical performance data and may not be a reliable indicator of the fund's future risk profile.

The fund's risk category is not guaranteed to remain fixed and may change over time.

A fund in the lowest category does not mean a risk-free investment.

The fund is in this category because it can take higher risks in search of higher rewards and its price may rise and fall accordingly.

Risk factors

Capital risk / Distribution policy: As the fund intends to pay dividends regardless of its performance, a dividend may represent a return of part of the amount you invested.

Concentration risk: The fund may be concentrated in a limited number of geographical regions, industry sectors, markets and/or individual positions. This may result in large changes in the value of the fund, both up or down.

Currency risk: The fund may lose value as a result of movements in foreign

exchange rates.

Maximiser funds: Derivatives are used to generate income (which is paid to investors) and to reduce the volatility of returns but they may also reduce fund performance or erode capital value.

Liquidity risk: In difficult market conditions, the fund may not be able to sell a security for full value or at all. This could affect performance and could cause the fund to defer or suspend redemptions of its shares.

Operational risk: Operational processes, including those related to the safekeeping of assets, may fail. This may result in losses to the fund.

Performance risk: Investment objectives express an intended result but there is no guarantee that such a result will be achieved. Depending on market conditions and the macro economic environment, investment objectives may become more difficult to achieve.

IBOR: The transition of the financial markets away from the use of interbank offered rates (IBORs) to alternative reference rates may impact the valuation of certain holdings and disrupt liquidity in certain instruments. This may impact the investment performance of the fund.

Derivatives risk: Derivatives may be used to manage the portfolio efficiently. The fund may also materially invest in derivatives including using short selling and leverage techniques with the aim of making a return. A derivative may not perform as expected, may create losses greater than the cost of the derivative and may result in losses to the fund.

## Charges

### One-off charges taken before or after you invest

Entry charge	None
--------------	------

Exit charge	None
-------------	------

This is the maximum that might be taken out of your money before it is invested or before the proceeds of your investment are paid out.

### Charges taken from the fund over a year

Ongoing charges	0.84%
-----------------	-------

### Charges taken from the fund under certain specific conditions

#### Performance fee

None

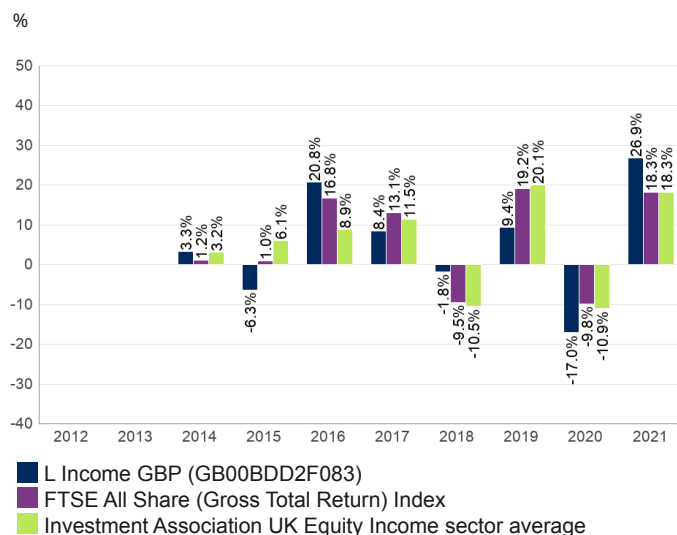
The charges you pay are used to pay the costs of running the fund, including the costs of marketing and distributing it. These charges reduce the potential growth of your investment.

The entry and exit charges shown are maximum figures and in some cases you might pay less. You can find out the actual entry and exit charges from your financial advisor.

The ongoing charges figure is based on the last year's expenses for the year ending December 2021 and may vary from year to year. The ongoing charge figure excludes portfolio transaction costs. The charges are mostly, if not exclusively, the Schroders Annual Charge (as may be discounted for retail unit classes depending on the size of the fund) but certain additional expenses may be charged as set out in the prospectus. The Schroders Annual Charge (without any discount) for this unit class of the fund is 0.84%. The fund's annual report for each financial year will include details on the exact charges made including any discounts.

Please see the prospectus for more details about the charges.

## Past performance



Past performance is not a guide to future performance and may not be repeated. The value of investments may go down as well as up and you may not get back the amount you originally invested.

The chart shows performance in British pound after the ongoing charges and the portfolio transaction costs have been paid.

The fund was launched on 04/11/2005.

The shareclass was launched on 01/10/2013.

Performance figures are only available since the launch of the respective share class.

## Practical information

**Trustee:** J. P. Morgan Europe Ltd.

**Further Information:** You can get further information about this fund, including the prospectus, latest annual report, any subsequent half-yearly reports and the latest price of units from [www.schroders.com/ukinvestor](http://www.schroders.com/ukinvestor) and from Schroders, PO Box 1402, Sunderland, SR43 4AF, England, telephone 0800 182 2399. They are in English, free of charge.

**Tax Legislation:** The fund is subject to UK tax legislation which may have an impact on your personal tax position.

**Liability:** Schroder Unit Trusts Ltd may be held liable solely on the basis of any statement contained in this document that is misleading, inaccurate or inconsistent with the relevant parts of the fund's prospectus.

**Switches:** Subject to conditions, you may apply to switch your investment into another unit class within this fund or in another Schroder fund. Please see the

prospectus for more details.

**Remuneration Policy:** A summary of Schroders' remuneration policy and related disclosures is at [www.schroders.com/remuneration-disclosures](http://www.schroders.com/remuneration-disclosures). A paper copy is available free of charge upon request.

The policy includes a description of how remuneration and benefits are calculated & the identities of persons responsible for awarding the remuneration and benefits.

**Glossary:** You can find an explanation of some of the terms used in this document at [www.schroders.com/ukinvestor/glossary](http://www.schroders.com/ukinvestor/glossary).

**Benchmark:** The income target has been selected because the investment manager deploys strategies that aim to deliver the level of income stated in the investment objective. The comparator benchmarks have been selected because the investment manager and the manager believe that each of these benchmarks is a suitable comparison for performance purposes given the fund's investment objective and policy.

This document provides you with key investor information about this fund. It is not marketing material. The information is required by law to help you understand the nature and the risks of investing in this fund. You are advised to read it so you can make an informed decision about whether to invest.

# Schroder Strategic Credit Fund

a sub-fund of Schroder Investment Fund Company

Class L Income GBP (GB00B11DP098)

This fund is managed by Schroder Unit Trusts Limited, which is a member of the Schroders Group.

## Objectives and investment policy

### Objectives

The fund aims to provide income and capital growth in excess of the ICE BofA Sterling 3 Month Government Bill Index (after fees have been deducted) over a three to five year period by investing in fixed and floating rate securities of companies worldwide but this cannot be guaranteed and your capital is at risk.

### Investment Policy

The fund is actively managed and invests at least 80% of its assets in fixed and floating rate securities denominated in sterling (or in other currencies and hedged back into sterling) issued by companies worldwide. The fund may also invest in fixed and floating rate securities issued by governments, government agencies and supra-nationals worldwide.

The fund may invest more than 50% of its assets in below investment grade securities (as measured by Standard & Poor's or any other equivalent credit rating agencies) or in unrated securities.

The fund may also invest directly or indirectly in other securities (including in

other asset classes), countries, regions, industries or currencies, collective investment schemes (including Schroder funds), warrants and money market instruments, and hold cash.

The fund may use derivatives with the aim of achieving investment gains, reducing risk or managing the fund more efficiently (for more information please refer to Appendix III. Section 10: Derivatives and Forwards of the Prospectus). The fund may use leverage and take short positions.

### Benchmark

The fund's performance should be assessed against its target benchmark the ICE BofA Sterling 3 Month Government Bill Index and compared against the Investment Association Strategic Bond sector average return.

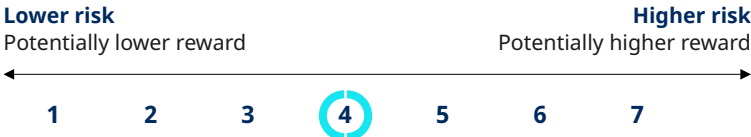
### Dealing Frequency

You may redeem your investment upon demand. This fund deals daily.

### Distribution Policy

This share class pays income received from the fund's investments to you half yearly.

## Risk and reward profile



### The risk and reward indicator

The risk category is based upon the fund's risk target and there is no guarantee that the fund will achieve it.

The fund's risk category is not guaranteed to remain fixed and may change over time.

A fund in the lowest category does not mean a risk-free investment.

The fund is in this category because it can take higher risks in search of higher rewards and its price may rise and fall accordingly.

### Risk factors

Credit risk: A decline in the financial health of an issuer could cause the value of its bonds to fall or become worthless.

Currency risk: The fund may lose value as a result of movements in foreign exchange rates.

High yield bond risk: High yield bonds (normally lower rated or unrated) generally carry greater market, credit and liquidity risk.

Interest rate risk: The fund may lose value as a direct result of interest rate changes.

Liquidity risk: In difficult market conditions, the fund may not be able to sell a security for full value or at all. This could affect performance and could cause the fund to defer or suspend redemptions of its shares.

Operational risk: Operational processes, including those related to the safekeeping of assets, may fail. This may result in losses to the fund.

Performance risk: Investment objectives express an intended result but there is no guarantee that such a result will be achieved. Depending on market conditions and the macro economic environment, investment objectives may become more difficult to achieve.

IBOR: The transition of the financial markets away from the use of interbank offered rates (IBORs) to alternative reference rates may impact the valuation of certain holdings and disrupt liquidity in certain instruments. This may impact the investment performance of the fund.

Derivatives risk: Derivatives may be used to manage the portfolio efficiently. The fund may also materially invest in derivatives including using short selling and leverage techniques with the aim of making a return. A derivative may not perform as expected, may create losses greater than the cost of the derivative and may result in losses to the fund.

# Charges

One-off charges taken before or after you invest	
Entry charge	None
Exit charge	None
This is the maximum that might be taken out of your money before it is invested or before the proceeds of your investment are paid out.	
Charges taken from the fund over a year	
Ongoing charges	0.67%
Charges taken from the fund under certain specific conditions	
Performance fee	
None	

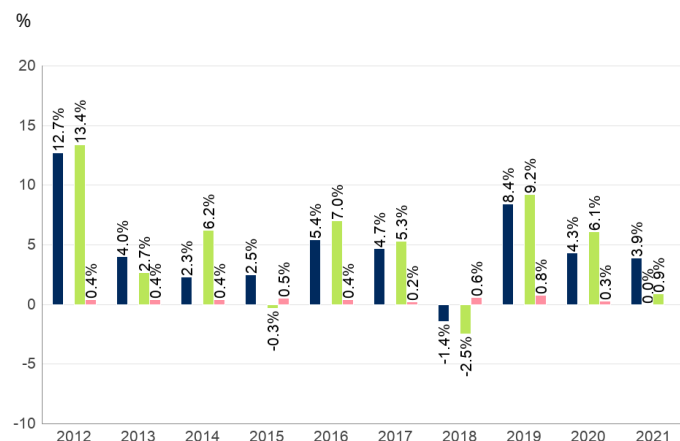
The charges you pay are used to pay the costs of running the fund, including the costs of marketing and distributing it. These charges reduce the potential growth of your investment.

The entry and exit charges shown are maximum figures and in some cases you might pay less. You can find out the actual entry and exit charges from your financial advisor.

The ongoing charges figure is based on the last year's expenses for the year ending December 2021 and may vary from year to year. The ongoing charge figure excludes portfolio transaction costs. The charges are mostly, if not exclusively, the Schroders Annual Charge (as may be discounted for retail share classes depending on the size of the fund) but certain additional expenses may be charged as set out in the prospectus. The Schroders Annual Charge (without any discount) for this share class of the fund is 0.67%. The fund's annual report for each financial year will include details on the exact charges made including any discounts.

Please see the prospectus for more details about the charges.

## Past performance



Past performance is not a guide to future performance and may not be repeated. The value of investments may go down as well as up and you may not get back the amount you originally invested.

The chart shows performance in British pound after the ongoing charges and the portfolio transaction costs have been paid.

The fund was launched on 04/04/2006.

The shareclass was launched on 04/04/2006.

Performance achieved between 2009 and 2014 was achieved under circumstances that no longer apply. The fund name and charges changed on 24 March 2014.

Please note that the fund's objective, policy and benchmarks were changed on 10 May 2021. The past performance in the above table is based on the fund's objective, policy and benchmarks (Target benchmark: 3 month GBP LIBOR. Comparator benchmark: Investment Association Strategic Bond sector average) in place prior to this date. Going forward, this table will show past performance from this date based on the objective, policy and benchmarks (Target benchmark: ICE BofA Sterling 3 Month Government Bill Index. Comparator benchmark: Investment Association Strategic Bond sector average).

- L Income GBP (GB00B11DP098)
- ICE BofA Sterling 3 Month Government Bill Index
- Investment Association Strategic Bond sector average
- 3 month GBP LIBOR

## Practical information

**Depository:** J. P. Morgan Europe Ltd.

**Further information:** You can get further information about this fund, including the prospectus, latest annual report, any subsequent half-yearly reports and the latest price of units from [www.schroders.com/ukinvestor](http://www.schroders.com/ukinvestor) and from Schroders, PO Box 1402, Sunderland, SR43 4AF, England, telephone 0800 182 2399. They are in English, free of charge.

**Tax legislation:** The fund is subject to UK tax legislation which may have an impact on your personal tax position.

**Liability:** Schroder Unit Trusts Ltd may be held liable solely on the basis of any statement contained in this document that is misleading, inaccurate or inconsistent with the relevant parts of the fund's prospectus.

**Umbrella fund:** This fund is a sub-fund of an umbrella fund, the name of which is at the top of this document. The prospectus and periodic reports are prepared for the entire umbrella fund. To protect investors, the assets and liabilities of each sub-fund are segregated by law from those of other sub-funds.

**Switches:** Subject to conditions, you may apply to switch your investment into another share class within this fund or in another Schroder fund. Please see the prospectus for more details.

**Remuneration policy:** A summary of Schroders' remuneration policy and related disclosures is at [www.schroders.com/remuneration-disclosures](http://www.schroders.com/remuneration-disclosures). A paper copy is available free of charge upon request.

The policy includes a description of how remuneration and benefits are calculated & the identities of persons responsible for awarding the remuneration and benefits.

**Benchmark:** The target benchmark has been selected because the target return of the Fund is to deliver or exceed the return of that benchmark as stated in the investment objective. The comparator benchmarks have been selected because the Investment Adviser and the ACD believe that this benchmark is a suitable comparison for performance purposes given the Fund's investment objective and policy.

**Glossary:** You can find an explanation of some of the terms used in this document at [www.schroders.com/ukinvestor/glossary](http://www.schroders.com/ukinvestor/glossary).

This document provides you with key investor information about this fund. It is not marketing material. The information is required by law to help you understand the nature and the risks of investing in this fund. You are advised to read it so you can make an informed decision about whether to invest.

# Schroder US Equity Income Maximiser

## an Authorised Unit Trust of Schroder Unit Trusts Limited

### Class L Income GBP (GB00BYP25698)

This fund is managed by Schroder Unit Trusts Limited, which is a member of the Schroders Group.

#### Objectives and investment policy

##### Objectives

The fund aims to provide income by investing in equities of large US companies.

The fund aims to deliver an income of 5% per year but this is not guaranteed and could change depending on market conditions.

##### Investment policy

The fund invests at least 80% of its assets in a passively managed portfolio of the top 500 listed US companies by market capitalisation.

To seek to enhance the yield, the investment manager selectively sells short dated call options over individual securities held by the fund, portfolios of securities or indices by agreeing strike prices above which potential capital growth is sold.

The fund may also invest directly or indirectly in other securities (including in other asset classes), countries, regions, industries or currencies, collective investment schemes (including Schroder funds), warrants and money market

instruments, and hold cash.

The fund may use derivatives with the aim of achieving investment gains, reducing risk or managing the fund more efficiently.

The fund's investment strategy will typically underperform a similar portfolio of equities without a derivative overlay in periods when the underlying equity prices are rising, and has the potential to outperform when the underlying equity prices are falling.

##### Benchmark

The fund's performance should be assessed against the income target of 5% per year, and compared against the S&P 500 (Net Total Return) Index and the Investment Association North American sector average return.

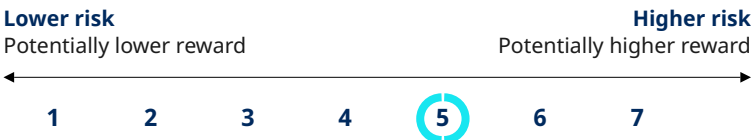
##### Dealing frequency

You may redeem your investment upon demand. This fund deals daily.

##### Distribution policy

This unit class pays income received from the fund's investments to you quarterly.

#### Risk and reward profile



##### The risk and reward indicator

The risk category was calculated using simulated performance data and may not be a reliable indicator of the fund's future risk profile.

The fund's risk category is not guaranteed to remain fixed and may change over time.

A fund in the lowest category does not mean a risk-free investment.

The fund is in this category because it can take higher risks in search of higher rewards and its price may rise and fall accordingly.

##### Risk factors

Capital risk / Distribution policy: As the fund intends to pay dividends regardless of its performance, a dividend may represent a return of part of the amount you invested.

Concentration risk: The fund may be concentrated in a limited number of geographical regions, industry sectors, markets and/or individual positions. This may result in large changes in the value of the fund, both up or down.

Currency risk: The fund may lose value as a result of movements in foreign

exchange rates.

Maximiser funds: Derivatives are used to generate income (which is paid to investors) and to reduce the volatility of returns but they may also reduce fund performance or erode capital value.

Liquidity risk: In difficult market conditions, the fund may not be able to sell a security for full value or at all. This could affect performance and could cause the fund to defer or suspend redemptions of its shares.

Operational risk: Operational processes, including those related to the safekeeping of assets, may fail. This may result in losses to the fund.

Performance risk: Investment objectives express an intended result but there is no guarantee that such a result will be achieved. Depending on market conditions and the macro economic environment, investment objectives may become more difficult to achieve.

IBOR: The transition of the financial markets away from the use of interbank offered rates (IBORs) to alternative reference rates may impact the valuation of certain holdings and disrupt liquidity in certain instruments. This may impact the investment performance of the fund.

Derivatives risk: Derivatives may be used to manage the portfolio efficiently. The fund may also materially invest in derivatives including using short selling and leverage techniques with the aim of making a return. A derivative may not perform as expected, may create losses greater than the cost of the derivative and may result in losses to the fund.



## Charges

One-off charges taken before or after you invest	
Entry charge	None
Exit charge	None
This is the maximum that might be taken out of your money before it is invested or before the proceeds of your investment are paid out.	
Charges taken from the fund over a year	
Ongoing charges	0.39%
Charges taken from the fund under certain specific conditions	
Performance fee	
None	

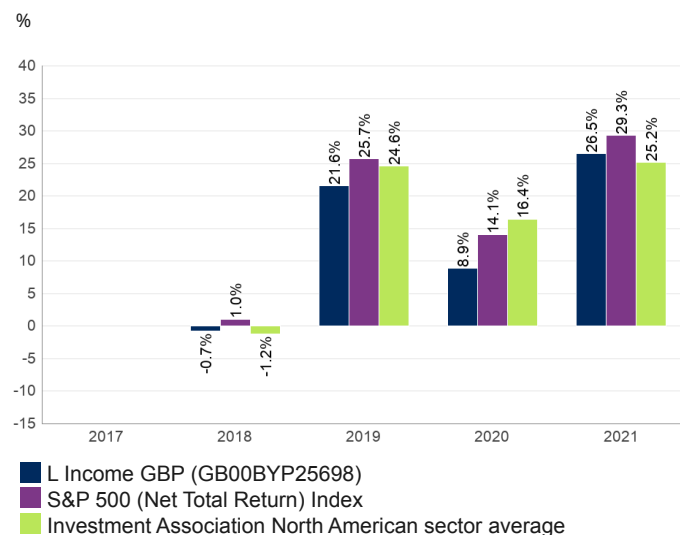
The charges you pay are used to pay the costs of running the fund, including the costs of marketing and distributing it. These charges reduce the potential growth of your investment.

The entry and exit charges shown are maximum figures and in some cases you might pay less. You can find out the actual entry and exit charges from your financial advisor.

The ongoing charges figure is based on the last year's expenses for the year ending December 2021 and may vary from year to year. The ongoing charge figure excludes portfolio transaction costs. The charges are mostly, if not exclusively, the Schroders Annual Charge (as may be discounted for retail unit classes depending on the size of the fund) but certain additional expenses may be charged as set out in the prospectus. The Schroders Annual Charge (without any discount) for this unit class of the fund is 0.39%. The fund's annual report for each financial year will include details on the exact charges made including any discounts.

Please see the prospectus for more details about the charges.

## Past performance



Past performance is not a guide to future performance and may not be repeated. The value of investments may go down as well as up and you may not get back the amount you originally invested.

The chart shows performance in British pound after the ongoing charges and the portfolio transaction costs have been paid.

The fund was launched on 25/04/2017.

The shareclass was launched on 25/04/2017.

## Practical information

**Trustee:** J. P. Morgan Europe Ltd.

**Further Information:** You can get further information about this fund, including the prospectus, latest annual report, any subsequent half-yearly reports and the latest price of units from [www.schroders.com/ukinvestor](http://www.schroders.com/ukinvestor) and from Schroders, PO Box 1402, Sunderland, SR43 4AF, England, telephone 0800 182 2399. They are in English, free of charge. The manager's first report will be published in April 2018.

**Tax legislation:** The fund is subject to UK tax legislation which may have an impact on your personal tax position.

**Liability:** Schroder Unit Trusts Ltd may be held liable solely on the basis of any statement contained in this document that is misleading, inaccurate or inconsistent with the relevant parts of the fund's prospectus.

**Switches:** Subject to conditions, you may apply to switch your investment into another unit class within this fund or in another Schroder fund. Please see the

prospectus for more details.

**Remuneration Policy:** A summary of Schroders' remuneration policy and related disclosures is at [www.schroders.com/remuneration-disclosures](http://www.schroders.com/remuneration-disclosures). A paper copy is available free of charge upon request.

The policy includes a description of how remuneration and benefits are calculated & the identities of persons responsible for awarding the remuneration and benefits.

**Glossary:** you can find an explanation of some of the terms used in this document at [www.schroders.co.uk/glossary](http://www.schroders.co.uk/glossary).

**Benchmark:** The income target has been selected because the investment manager deploys strategies that aim to deliver the level of income stated in the investment objective. The comparator benchmarks have been selected because the investment manager and the manager believe that each of these benchmarks is a suitable comparison for performance purposes given the fund's investment objective and policy.

# Key Investor Information



This document provides you with key investor information about this fund. It is not marketing material. The information is required by law to help you understand the nature and the risks of investing in this fund. You are advised to read it so you can make an informed decision about whether to invest.

## Vanguard U.K. Government Bond Index Fund (the "Fund")

A sub-fund of Vanguard Investment Series Plc

GBP Dist

ISIN: IE00B1S75820

Manager: Vanguard Group (Ireland) Limited ("VGIL")

## Objectives and investment policy

- The Fund employs a passive management – or indexing – investment approach and seeks to track the performance of the Bloomberg U.K. Government Float Adjusted Bond Index (the "Index").
- The Index includes UK government bonds denominated in UK pounds sterling with maturities greater than one year.
- The Index is a market-weighted index designed to reflect the total universe of pound sterling denominated United Kingdom treasury and government-related securities with maturities greater than one year.
- The Fund will invest primarily in investment grade bonds with a rating of between AAA and BBB- as defined by the Index provider.
- The Fund attempts to:
  - Track the performance of the Index by investing in a portfolio of securities that, insofar as possible and practicable, consists of a representative sample of the component securities of the Index.
  - Remain fully invested except in extraordinary market, political or similar conditions.
- The Fund may use derivatives in order to reduce risk or cost and/or generate extra income or growth. The use of derivatives could increase or reduce exposure to underlying assets and result in greater fluctuations of the Fund's net asset value. A derivative is a financial contract whose value is based on the value of a financial asset (such as a share, bond, or currency) or a market index.
- The base currency of the Fund is GBP.
- The Fund may engage in short term secured lending of its investments to certain eligible third parties. This is used as a means of generating additional income and to off-set the costs of the Fund.
- The Fund may not be appropriate for short-term investment.
- Income from the Fund will be paid out.
- Portfolio transaction costs will have an impact on performance.
- Shares in the Fund can be bought or sold on a daily basis (save on certain bank holidays or public holidays and subject to certain restrictions described in Appendix 1 of the Prospectus) by submitting an application

in writing. A full list of the days on which shares in the Fund cannot be sold is available on

<https://global.vanguard.com/portal/site/loadPDF?country=global&docId=11630>

**For further information about the objectives and investment policy of the Fund, as well as the limited relationship with the Index provider, please see Appendix 1 and Appendix 6 of the Vanguard Investment Series plc Prospectus (the "Prospectus") on our website at <https://global.vanguard.com>**

## Risk and reward profile



1	2	3	4	5	6	7
---	---	---	---	---	---	---

- This indicator is based on historical data and may not be a reliable indication of the future risk profile of the Fund.
- The risk category shown is not guaranteed and may change over time.
- The lowest category does not mean "risk free".
- The Fund is rated 4 due to the nature of its investments which include the risks listed below. These factors may impact the value of the Fund's investments or expose the Fund to losses.
  - The value of bonds and fixed income-related securities is affected by influential factors such as interest rates, inflation, credit spreads and volatility which, in turn, are driven by other factors including political, economic news, company earnings and significant corporate events.
  - Investment risk is concentrated in specific sectors, countries, currencies or companies. This means the Fund is more sensitive to any localised economic, market, political or regulatory events.

**The risk and reward indicator does not take account of the following risks of investing in the Fund:**

- Counterparty risk. The insolvency of any institutions providing services such as safekeeping of assets or acting as counterparty to derivatives or other instruments, may expose the Fund to financial loss.
- Liquidity risk. Lower liquidity means there are insufficient buyers or sellers to allow the Fund to sell or buy investments readily which could cause the Fund to incur higher costs when buying or selling investments or could mean that the Fund is not able to buy or sell investments when it would like to do so.
- Credit risk. The issuer of a financial asset held within the Fund may not pay income or repay capital to the Fund when due.
- Index tracking risk. The Fund is not expected to track the performance of the Index at all times with perfect accuracy. The Fund is, however, expected to provide investment results that, before expenses, generally correspond to the price and yield performance of the Index.
- Index sampling risk. As the Fund uses an index sampling technique

whereby a representative sample of securities are selected to represent the Index, there is the risk that the securities selected for the Fund may not, in the aggregate, approximate the full Index.

- Inflation risk. The value of your investments may not be worth as much in the future due to changes in purchasing power resulting from inflation.

**For further information on risks please see the "Risk Factors" section of the Prospectus on our website at <https://global.vanguard.com>**

## Charges

The charges you pay are used to pay the costs of running the Fund, including the costs of marketing and distributing it. These charges reduce the potential growth of your investment.

One-off charges taken before or after you invest	
Entry charge	None
Exit charge	None
This is the maximum that might be taken out of your money before it is invested / before the proceeds of your investment are paid out.	
Charges taken from the Fund over a year	
Ongoing charges	0.12%
Charges taken from the Fund under certain specific conditions	
Performance fee	None

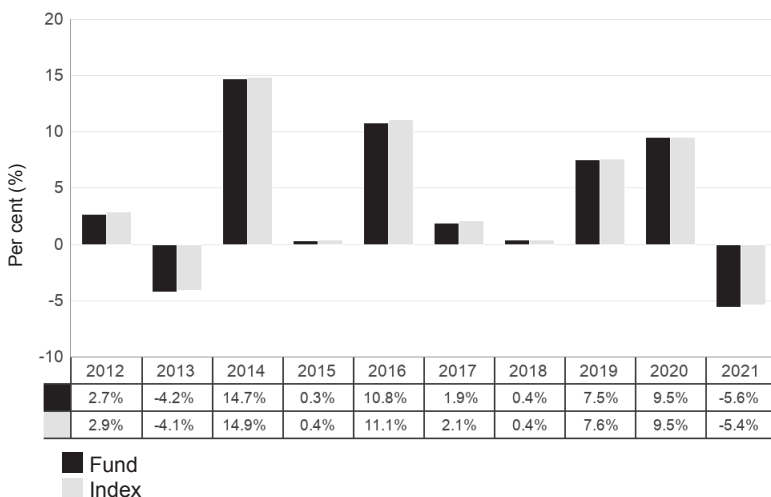
The entry and exit charges shown are maximum figures and in some cases you might pay less. Investors can find out the actual entry and exit charges from their distributor.

Investors can find out the actual entry and exit charges from their financial adviser.

The ongoing charges figure is based on expenses for the year ended 31 December 2021. This figure may vary from year to year. It excludes portfolio transaction costs.

**For further information about charges, please see the sections entitled "Buying Shares", "Redeeming Shares", "Fees and Expenses", Appendix 1, and the "Swing Pricing" section in Appendix 2 of the Prospectus on our website at <https://global.vanguard.com>**

## Past performance



### • Past performance:

1. **Is not a reliable indication of future performance.**
  2. Includes ongoing charges and the reinvestment of income. It excludes entry and exit fees.
  3. Has been calculated in GBP.
- Shares in the Fund were first issued in 2009. This share class was launched in 2009.

## Practical information

- **Depository:** The Vanguard Investment Series plc ("VIS") depository is Brown Brothers Harriman Trustee Services (Ireland) Limited.
- **Documents, prices of shares and further information:** You can obtain copies of the Prospectus and the latest annual and semi-annual report and accounts for VIS, along with the latest published prices of shares and other information on the Fund, free of charge from Vanguard Investment Series plc c/o Brown Brothers Harriman Fund Administration Services (Ireland) Limited, 30 Herbert Street, Dublin 2, D02 W329, Ireland or from our website at <https://global.vanguard.com>. These documents are available in English only.
- **Sub-funds:** VIS is an umbrella fund with segregated liability between sub-funds. This means that the holdings of the Fund are maintained separately under Irish law from holdings of other sub-funds of VIS and your investment in the Fund will not be affected by any claims against any other sub-fund of VIS.
- **Prices:** The last published prices of units in the Fund are also available from the FT's website [www.ft.com](http://www.ft.com) or <https://global.vanguard.com>
- **Shares:** You may exchange your shares in the Fund for shares in any other sub-fund of VIS. An entry charge may apply. Details of switching are provided in the Prospectus.
- **Liability:** VGIL may be held liable solely on the basis of any statement contained in this document that is misleading, inaccurate or inconsistent with the relevant parts of the Prospectus for this Fund.
- **Tax:** VIS is subject to the tax laws of Ireland. Depending on your country of residence, this may have an impact on your personal tax position. You are recommended to consult your professional tax adviser.
- **Remuneration policy:** Details of VGIL's Remuneration Policy are available at <https://global.vanguard.com/portal/site/portal/ucits-investment-information>, including: (a) a description of how remuneration and benefits are calculated; and (b) the identities of persons responsible for awarding remuneration and benefits. A paper copy of these details may be obtained, free of charge, on request from VGIL at 70 Sir John Rogerson's Quay, Dublin 2, Ireland.

## Key Investor Information

This document provides you with key investor information about this fund. It is not marketing material. The information is required by law to help you understand the nature and the risks of investing in this fund. You are advised to read it so you can make an informed decision about whether to invest.

### VT Gravis UK Infrastructure Income Fund (the "Fund")

a sub-fund of VT Gravis Funds ICVC (the "Company")

**Class I - Net Income Shares (£)(ISIN: GB00BYVB3Q65)**

**Class I - Net Income Shares (€ - Hedged)(ISIN: GB00BYVB3R72)**

**Class I - Net Income Shares (\$ - Hedged)(ISIN: GB00BYVB3S89)**

The authorised corporate director of the Fund is Valu-Trac Investment Management Limited

#### Objectives and Investment Policy

The investment objective of the Fund is to generate income and preserve capital with potential for capital growth.

The Fund will aim to meet its objectives by investing primarily (at least 70%) in equities (which are mainly listed in the United Kingdom and whose primary activity is in the wider infrastructure sector of the United Kingdom).

In addition to investing in equities, the sub-fund may also invest in other transferable securities, bonds, collective investment schemes, money market instruments, deposits, cash and near cash.

The Fund will have a specific focus on investments denominated in Sterling, which are themselves invested in Sterling assets and which have most or all of their activities within the UK. Other than as noted above, the Fund has no particular emphasis on any geographical area or industry or economic sector.

The Fund has the discretion to invest in a range of investments as described above.

Hedged Share Classes aim to protect investors from exchange rate fluctuations between the Fund's underlying investments and the currency of denomination of the Class (Sterling).

You can buy and sell shares in the fund on any business day.

The fund aims to distribute available income every three months.

Recommendation: This Fund may not be appropriate for investors who plan to withdraw their money within 5 years.

For full investment objectives and policy details please refer to the prospectus.

#### Risk and Reward Profile

The Risk and Reward Indicator table demonstrates where the Fund ranks in terms of its potential risk and reward. The higher the rank the greater the potential reward but the greater the risk of losing money. It is based on past data, may change over time and may not be a reliable indication of the future risk profile of the Fund. The shaded area of the table below shows where the Fund ranks in terms of its potential risk and reward based on historical data.

Lower risk ← Higher risk  
Typically lower rewards      Typically higher rewards

1	2	3	4	5	6	7
---	---	---	---	---	---	---

Historical data may not be a reliable indicator of the Fund's future risk profile. The risk category shown is not guaranteed and may change over time. The lowest category does not mean "risk free".

The Fund is ranked 5 because weekly historical performance data indicates that it has experienced relatively high rises and falls in market prices historically.

The following risks are material in addition to the risks captured by the indicator above:

- **Counterparty risk:** The Fund can conclude various transactions with contractual partners. If a contractual partner becomes insolvent, it can no longer or can only partly settle unpaid debts owed to the Fund.
- **Market Risk:** External factors can cause an entire asset class to decline in value which would result in a decrease in the value of investments.
- **Currency Risk:** As the Fund may invest in overseas securities, movements in exchange rates may, when not hedged, cause the value of your investment to increase or decrease. Currency hedging techniques applied to hedged Share Classes may not entirely eliminate the effects of changes in exchange rates, therefore it cannot be guaranteed that the hedging objective will be achieved.

For full details of the Fund's risks, please see the prospectus which may be obtained from the address in 'Practical Information' overleaf.

## Charges

The charges you pay are used to pay the costs of running the Fund, including marketing and distributing costs. These charges reduce the potential growth of your investment.

### One-off charges taken before or after you invest

Entry charge	4%*
Exit charge	None

This is the maximum that might be taken out of your money before it is invested or before the proceeds of your investment are paid out. In some cases you may pay less and you should speak to your financial advisor about this.

### Charges taken from the fund over a year

Ongoing charges	1.52%**
-----------------	---------

### Charges taken from the fund under certain specific conditions

Performance fee	None
-----------------	------

The ongoing charges figure is based on expenses and the net asset value as at 30 June 2022. This figure may vary from year to year. It excludes portfolio transaction costs. The Funds annual report for each financial year will include detail on the exact charges made.

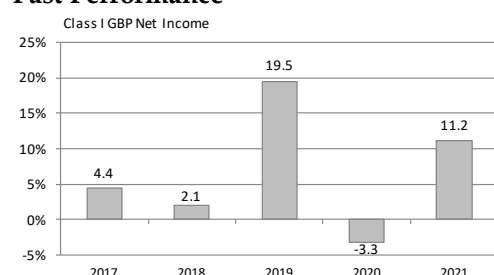
You may also be charged a dilution adjustment on entry to or exit from the fund.

For more information about charges, please see sections 3.6 & 7 of the prospectus, which may be obtained free of charge from the address in 'Practical Information' below.

*\*The ACD may waive the initial charge at its discretion.*

*\*\*The Investment Adviser of the Fund has undertaken to absorb any costs that would otherwise cause the Class I shares of the Fund to have ongoing charges (excluding underlying collective investment undertaking holding charges) in excess of 0.65%.*

## Past Performance



### Past performance is not a guide to future performance.

The past performance in the chart opposite is net of tax and charges but excludes the entry and exit charges that may be paid on the purchase and sale of an investment.

The share class and Fund both launched on 25 January 2016.

Performance is calculated in Pound Sterling.

## Practical Information

The depositary for the Fund is NatWest Trustee and Depositary Services Limited.

You can obtain further information about the Fund, copies of the prospectus, annual reports and accounts and half-yearly reports and accounts in English, free of charge, from Valu-Trac Investment Management Limited, Orton, Moray, IV32 7QE. They are also available electronically at [www.valu-trac.com](http://www.valu-trac.com).

The Fund's latest published price and other information is available at [www.valu-trac.com](http://www.valu-trac.com) and can also be obtained during normal business hours by calling 01343 880 344.

The Fund is a sub-fund of the Company. The Prospectus and annual or half yearly reports and accounts contain information about the Company and all of its sub-funds.

Each of the sub-funds of the Company is segregated by law. This means that the assets of this Fund may not be used to pay the liabilities of other sub-funds of the Company.

Shares in other classes may be available. Details are set out in the Prospectus. It may be possible to switch your investment at any time for shares in other classes within the Fund or for shares in a class within a different sub-fund. For further information on switching please contact Valu-Trac Investment Management Limited by calling 01343 880 344.

United Kingdom tax legislation may have an impact upon your own personal tax position. You are advised to seek professional advice on the tax treatment of your investment in the Fund.

Details of the up to date remuneration policy of Valu-Trac Investment Management Limited which includes a description of how remuneration and benefits are calculated and the identities of the persons responsible for awarding remuneration and benefits, is available at [www.valu-trac.com](http://www.valu-trac.com) and a paper copy is available free of charge upon request.

Valu-Trac Investment Management Limited may be held liable solely on the basis of any statement contained in this document that is misleading, inaccurate or inconsistent with the relevant parts of the prospectus for the Fund.

The Fund is authorised in the United Kingdom and regulated by the Financial Conduct Authority. Valu-Trac Investment Management Limited is authorised in the United Kingdom and regulated by the Financial Conduct Authority.

This key investor information is accurate as at 22/07/2022.



## Key Investor Information

This document provides you with key investor information about this fund. It is not marketing material. The information is required by law to help you understand the nature and the risks of investing in this fund. You are advised to read it so you can make an informed decision about whether to invest.

**VT RM Alternative Income Fund (the "Fund")**  
**a sub-fund of VT RM Funds ICVC (the "Company")**  
**F Class – Income Shares (£) (ISIN: GB00BGV7KB23)**  
**F Class – Income Shares (\$) (ISIN: GB00BGV7K897)**  
**F Class – Income Shares (€) (ISIN: GB00BGV7KD47)**

The authorised corporate director of the Fund is Valu-Trac Investment Management Limited

### Objectives and Investment Policy

The investment objective of the Fund is to provide income whilst preserving capital over the medium to longer term (3-5 years).

The Fund seeks to meet its objectives by investing primarily (70% +) in listed equities, whose primary activity or exposure is within the alternative income sector, which includes REITs and Investment Trusts which operate in areas such as Asset Lending, Direct Lending, Peer to Peer Lending, Infrastructure Debt and Equity, Property, Structured Credit Investments and Renewables.

In addition to investing in listed equities the fund may also invest in other transferable securities, bonds, money market instruments, deposits, cash or near cash.

The Fund will have a preference for investments denominated in sterling with issuers which have activities and assets within the UK, Europe, USA, Singapore or another OECD country. Other than as noted above, the sub-Fund has no particular emphasis on any geographical area or industry or economic sector.

Derivatives (that is sophisticated investments linked to the rise and fall of one or more underlying assets) may be used for efficient portfolio management purposes.

The Fund has the discretion to invest in a range of investments as described above.

You can buy and sell shares in the Fund on any business day.

The Fund aims to distribute income every quarter.

For full investment objectives and policy details please refer to the prospectus.

### Risk and Reward Profile

The Risk and Reward Indicator table demonstrates where the Fund ranks in terms of its potential risk and reward. The higher the rank the greater the potential reward but the greater the risk of losing money. It is based on past data, may change over time and may not be a reliable indication of the future risk profile of the Fund. The shaded area of the table below shows where the Fund ranks in terms of its potential risk and reward based on historical data.

Lower risk ← Higher risk  
Typically lower rewards Typically higher rewards

1	2	3	4	5	6	7
---	---	---	---	---	---	---

Historical data may not be a reliable indicator of the Fund's future risk profile. The risk category shown is not guaranteed and may change over time. The lowest category does not mean "risk free".

The Fund is ranked 4 because monthly historical performance data indicates that average rises and falls in market prices would have occurred historically.

The following risks are material in addition to the risks captured by the indicator above:

- **Counterparty risk:** The Fund can conclude various transactions with contractual partners. If a contractual partner becomes insolvent, it can no longer or can only partly settle unpaid debts owed to the Fund.
- **Market Risk:** External factors can cause an entire asset class to decline in value which would result in a decrease in the value of investments.
- **Currency Risk:** As the Fund may invest in overseas securities, movements in exchange rates may, when not hedged, cause the value of your investment to increase or decrease.
- **Liquidity Risk:** adverse market conditions may affect the ability to sell certain assets when necessary. Reduced liquidity may have a negative impact on the price of assets.

For full details of the Fund's risks, please see the prospectus which may be obtained from the address in 'Practical Information' overleaf.

## Charges

The charges you pay are used to pay the costs of running the Fund, including marketing and distributing costs. These charges reduce the potential growth of your investment.

One-off charges taken before or after you invest	
Entry charge	None
Exit charge	None

This is the maximum that might be taken out of your money before it is invested or before the proceeds of your investment are paid out. In some cases you may pay less and you should speak to your financial advisor about this.

Charges taken from the fund over a year	
Ongoing charges	1.35%*

Charges taken from the fund under certain specific conditions	
Performance fee	N/A

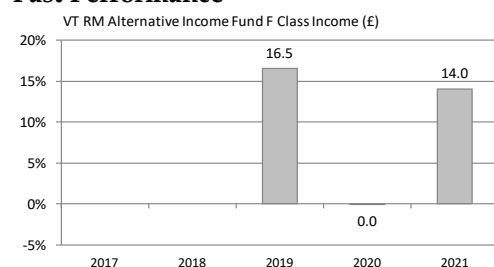
The ongoing charges figure is based on expenses and the net asset value as at 10 June 2022. This figure may vary from year to year. It excludes portfolio transaction costs. The Funds annual report for each financial year will include detail on the exact charges made.

You may also be charged a dilution levy on entry to or exit from the fund.

For more information about charges, please see sections 3.6 & 7 of the prospectus, together with Appendix 1 of the prospectus, which may be obtained free of charge from the address in 'Practical Information' below.

*\*The Investment Manager of the Fund has undertaken to absorb any costs that would otherwise cause the class F shares of the Fund to have ongoing charges (excluding underlying collective investment undertaking holding charges) in excess of 0.45%.*

## Past Performance



## Past performance is not a guide to future performance.

The past performance in the chart shown opposite is inclusive of tax and charges, but excludes the entry charge that may be paid on the purchase of an investment.

The Fund launched in June 2018 and the share class launched in October 2018.

Performance is calculated in Pound Sterling.

## Practical Information

The depositary for the Fund is NatWest Trustee and Depositary Services Limited.

You can obtain further information about the Fund, copies of the prospectus, annual reports and accounts and half-yearly reports and accounts in English, free of charge, from Valu-Trac Investment Management Limited, Orton, Moray, IV32 7QE. They are also available electronically at [www.valu-trac.com](http://www.valu-trac.com).

The Fund's latest published price and other information is available at [www.valu-trac.com](http://www.valu-trac.com) and can also be obtained during normal business hours by calling 01343 880 344.

The Fund is a sub-fund of the Company. The Prospectus and annual or half yearly reports and accounts contain information about the Company and all of its sub-funds.

Each of the sub-funds of the Company is segregated by law. This means that the assets of this Fund may not be used to pay the liabilities of other sub-funds of the Company.

Shares in other classes may be available. Details are set out in the Prospectus. It may be possible to switch your investment at any time for shares in other classes within the Fund or for shares in a class within a different sub-fund. For further information on switching please contact Valu-Trac Investment Management Limited by calling 01343 880 344.

United Kingdom tax legislation may have an impact upon your own personal tax position. You are advised to seek professional advice on the tax treatment of your investment in the Fund.

Details of the up to date remuneration policy of Valu-Trac Investment Management Limited which includes a description of how remuneration and benefits are calculated and the identities of the persons responsible for awarding remuneration and benefits, is available at [www.valu-trac.com](http://www.valu-trac.com) and a paper copy is available free of charge upon request.

Valu-Trac Investment Management Limited may be held liable solely on the basis of any statement contained in this document that is misleading, inaccurate or inconsistent with the relevant parts of the prospectus for the Company.

The Fund is authorised in the United Kingdom and regulated by the Financial Conduct Authority. Valu-Trac Investment Management Limited is authorised in the United Kingdom and regulated by the Financial Conduct Authority.

This key investor information is accurate as at 10/06/2022.